

Richland County Regional Planning Commission

Transportation Improvement Program (TIP)



State Fiscal Years 2026 - 2029

[Draft]

This report was funded in part through grant[s] from the Federal Highway Administration [and Federal Transit Administration], U.S. Department of Transportation and the Ohio Department of Transportation. The views and opinions of the authors [or agency] expressed herein do not necessarily state or reflect those of the U.S. Department of Transportation or the Ohio Department of Transportation.

Table of Contents

Chapter 1	Introduction	4
Chapter 2	Performance Based Planning and Programming	10
Chapter 3	Air Quality Conformity	18
Chapter 4	Environmental Justice Analysis	19
Chapter 5	Title VI and ADA Compliance.....	22
Chapter 6	Public Involvement	24
Chapter 7	Previous TIP Accomplishments.....	25
Chapter 8	Projects	32
	Section 1: Individual Project List(s).....	32
	Section 2: Grouped Projects	40
Chapter 9	Fiscal Constraint Analysis.....	50
Chapter 10	Approval Resolution	56

Appendices

Appendix A	Call for Projects
Appendix B	Environmental Justice Policy Document
Appendix C	Title VI/ADA Policy
Appendix D	Public Participation Plan Document

**Richland County Regional Planning Commission
Transportation Improvement Program (TIP)
SFY 2026 - 2029**

**CHAPTER 1
INTRODUCTION**

Introduction to Richland County Regional Planning Commission

**Richland County Regional Planning Commission (RCRPC) and the
Metropolitan Planning Organization (MPO)**

The MPO for the Mansfield Urbanized Area is the Coordinating Committee of the Continuing Comprehensive Land Use and Transportation Study. The MPO is organized through the RCRPC, which operates under the provisions of Section 713.21 & 713.23 of the Ohio Revised Code.

In 1959, a group of Richland County community leaders saw the need for planning. They envisioned that the issues a regional planning agency could address would range from infrastructure to zoning. They wanted to deal with issues affecting the development of the region as a whole, or more than one political subdivision within the region, which do not begin and terminate within the boundaries of any single municipality.

The City of Mansfield and Richland County Commissioner's jointly created the RCRPC in 1959 to undertake this planning. The organization carries on today, still true to its original purpose -- most notably the ongoing focus on issues that *affect the development of the Region as a whole*.

In 1966 it was decided that the most appropriate existing agency in Richland County to perform the Comprehensive Land Use and Transportation Study was the Regional Planning Commission. However, due to the fact that there were conflicts in the rules and regulations governing membership on the RCRPC and membership on the Policy Body of the Comprehensive Land Use and Transportation Study, it was necessary that a separate autonomous body, the "Coordinating Committee", be formed to oversee this new transportation responsibility.

Regional Vision

Richland County will have a transportation system that meets the needs of the 21st Century. A truly multimodal system will operate to move people and goods safely and efficiently throughout Richland County.

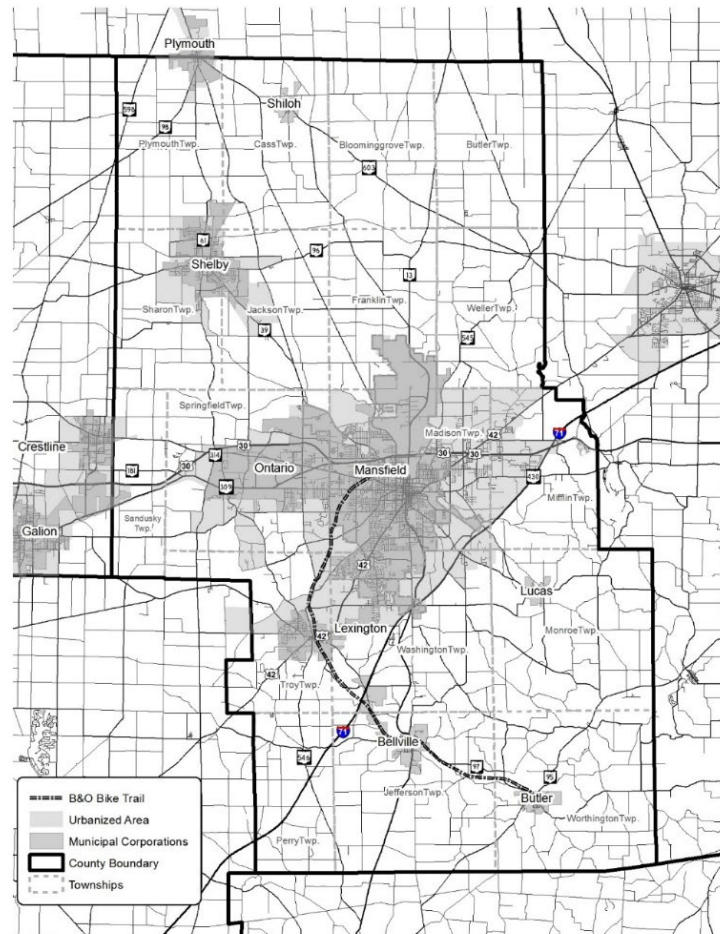
The development of Richland County will be supported by a framework of transportation options, with the goal of protecting physical, social and economic environments.

Mobility and access will be optimized by a balanced system of roadway networks, transit, rail freight, pedestrian, and bicycle modes.

There are five core functions of the RCRPC MPO:

- 1) **Establish a setting**: Establish and provide a fair and impartial setting for effective regional transportation related decision making in Richland County.
- 2) **Evaluate alternatives**: Evaluate transportation alternatives, scaled to the size and complexity of the region, to the nature of its transportation issues, and to the realistically available options, including funding resources.
- 3) **Maintain a Long-Range Transportation Plan (LRTP)**: Develop and update a long-range transportation plan for the area which spans a planning horizon of at least twenty (20) years. This plan should foster mobility and access for people and goods, efficient system performance and preservation, and improved quality of life.
- 4) **Develop a Transportation Improvement Program (TIP)**: Develop a four (4) year project implementation program that is based on the long-range transportation plan, and designed to serve the area's goals, using spending, regulating, operating, management, and financial tools.
- 5) **Involve the Public**: Ensure that the general public, and all of the significantly affected sub-groups, have the opportunity to be actively involved in the core functions that are listed above

The Richland County Regional Planning Commission employs a staff of professionals to undertake a variety of programs and projects.



Document Path: \\CH-VM-FS01\Regional_Planning\GIS\Projects\county_map\county_map_basic_with_urban.mxd

Primary Responsibilities of Richland County Regional Planning Commission

MPOs, such as Richland County Regional Planning Commission are responsible for conducting an array of transportation planning activities, providing technical services and distributing transportation planning and project funding for their member communities and agencies, as established in 23 CFR 450 Subpart C. MPOs are responsible for creating several key recurring planning documents. These required planning documents include:

- A multimodal, long-range transportation plan (LRTP) for the region
- A biennial transportation improvement program (TIP)
- An annual unified planning work program (UPWP)

TIP Overview

The TIP is a comprehensive and financially constrained listing of regional transportation projects and services that are scheduled for some phase of implementation within the four-year TIP period. The Infrastructure Investment and Jobs Act (IIJA) also known as the “Bipartisan Infrastructure Law” (BIL) was signed into law November 2021. The IIJA continues the metropolitan planning process and a Continuous, Comprehensive, and Cooperative (3C) framework for making transportation investment decisions in metropolitan areas. The projects identified in this TIP were selected utilizing this 3C planning process in cooperation with Richland County Regional Planning Commission, USDOT, the State of Ohio, and local entities, and are in alignment with the goals of the RCRPC long range plan titled “Direction Looking Forward 2045”. The projects have funding commitments from a variety of federal, state and local sources. The program of projects maintains a balance of local and regional needs and includes projects from all modes of transportation including highways, public transportation, bicycles and pedestrians.

The development of the TIP is the responsibility of Richland County Regional Planning Commission, which is the designated MPO for Richland County. The TIP is developed on a biennial basis in conjunction with the development of the Statewide Transportation Improvement Program (STIP). Once the TIP is adopted by the Coordinating Committee, it is then submitted to ODOT and U.S. DOT for approval and inclusion by reference into Ohio’s STIP.

Consistency with the Long-Range Transportation Plan

Richland County Regional Planning Commission completed its long-range transportation plan (LRTP) titled “Direction Looking Forward 2045” in 2020. These long-range plans are federally required to cover a minimum 20-year time horizon and must analyze all transportation needs over that time period, including roadway, bridge, transit, and non-motorized modes of travel. https://www.rcrpc.org/files/ugd/1b25ec_8e69acb73e4b40099b747d0e637c1129.pdf (appendix A)

The goals, objectives and strategies stated in the long-range transportation plan establish Richland County Regional Planning Commission’s overall approach to the prioritization of transportation projects and investments. These goals and their descriptions are included below in Table 1.

Table 1 - Transportation Plan Goals

Goal	Goal Statement	Objectives
Safety	Transportation modes and facilities in the region will be safe for all users	<ul style="list-style-type: none"> • Reduce the total number of crashes • Reduce crash severity • Prevent bicycle and pedestrian crashes
Economic Vitality	A regional transportation system that supports and furthers economic vitality.	<ul style="list-style-type: none"> • Integrate transportation and land use planning • Improve multimodal freight system for the movement of goods • Improve access to and from major employment areas.
System Preservation and Reliability	Preserve, operate, and manage an efficient transportation system	<ul style="list-style-type: none"> • Maintain a reliable transportation infrastructure in a state of good repair. • Improve and optimize the existing system through innovative transportation system management and operations.
Public Involvement	Use public participation to reflect the needs of the region, particularly those that are traditionally underserved.	<ul style="list-style-type: none"> • Provide opportunities to engage citizens, as well as, public and private sector entities. • Consider and respond as appropriate to all comments and concerns.
Quality of Life	Enhance quality of life and promote sustainability	<ul style="list-style-type: none"> • Protect the environment from any adverse impacts of the transportation system • Provide users access to a network of transportation modes and infrastructure that maximizes connectivity promoting both motorized and non-motorized modes of travel • Support active living, universal design, and place making. • Ensure the benefits and impacts of transportation investments are equitably distributed.

Glossary of Terms and Acronyms

1. **ATAC** Agency Transportation Advisory Committee
2. **CO** Construction
3. **DD** Detailed Design
4. **DOJ** Department of Justice
5. **EJ** Environmental Justice
6. **ENV** Preliminary Engineering/Environmental
7. **FAST Act** Fixing America's Surface Transportation
8. **FHWA** Federal Highway Administration
9. **FTA** Federal Transit Administration
10. **ISTEA** Intermodal Surface Transportation Efficiency Act
11. **LEP** Limited English Proficiency
12. **LRTP** Long Range Transportation Plan
13. **MAP-21** Moving Ahead for Progress in the 21st Century Act
14. **MPO** Metropolitan Planning Organization
15. **ODOT** Ohio Department of Transportation
16. **PID No.** Project Identification Number
17. **PIP** Public Involvement Plan
18. **Project Sponsor** The unit of government or agency that initiated the project, charged with implementation responsibility and assigned local share.
19. **RCRPC** Richland County Regional Planning Commission
20. **RCT** Richland County Transit
21. **RCTB** Richland County Transit Board
22. **RW** Right-of-way
23. **SFY** State Fiscal Year
24. **SP** Planning
25. **SR** Research
26. **STIP** Statewide Transportation Improvement Program
27. **TAC** Technical Advisory Committee
28. **TDP** Transit Development Program
29. **TIP** Transportation Improvement Program
30. **TR** Transit
31. **UPWP** Unified Planning Work Program

CHAPTER 2

PERFORMANCE BASED PLANNING AND PROGRAMMING

Introduction to Transportation Performance Management

FHWA and FTA have developed a series of performance measures that every state must monitor to determine how effectively their transportation investments are advancing the national performance goals (23 CFR 490). As reaffirmed in the BiPartisan Infrastructure bill, Statewide transportation targets have been established for each of these performance metrics. The targets were established by a coordinated effort between ODOT and the MPOs.

Richland County Regional Planning Commission has approved supporting ODOT in achieving the State Wide Performance Measure Targets.

Please refer to ODOT's Transportation System Performance Report [<https://www.transportation.ohio.gov/programs/statewide-planning-research/statewide-transportation-planning/01-transportation-system-performance-report>] for additional information.

The following is information on the federally required transportation measures applicable to the RCRPC. Richland County Regional Planning Commission works with ODOT and other local transportation partners to ensure regional transportation projects are selected to effectively address the transportation performance measures.

PM1: Safety Performance Measures

23 CFR 490.207 requires states to establish five safety performance measures and set targets for those measures to demonstrate fatal and serious injury reductions on all public roads. The figure below shows the safety performance measures, baselines, and targets. These measures are evaluated on a 5-year rolling average.

- Number of Fatalities (highways)
 - Baseline: 1197
 - Target: 1173

- Fatality Rate (per 100 million vehicle miles traveled VMT)
 - Baseline: 1.06
 - Target: 1.04

- Number of Serious Injuries (highways)
 - Baseline: 7805
 - Target: 7649

- Rate of Serious Injuries (per 100 million VMT)
 - Baseline: 6.91
 - Target: 6.77

- Non-Motorized Fatalities & Serious Injuries
 - Baseline: 840
 - Target: 824

The table below shows the total projects and amount of money that is being invested to improve the safety of the Richland County Regional Planning Commission transportation system.

STIP Projects Improving Safety ¹			
Total Safety Projects	Total Safety \$ (Millions)	Projects with HSIP \$	HSIP \$ (Millions)
11	\$30.8 M	9	\$27.6 M
<p>1a Projects that have safety program funding or 1b Projects containing funding with one of the following federal improvement codes (Safety, Safety & Education of Pedestrians/Bicycles). Note: HSIP funding is SAC 4HJ7.</p>			

PM2: Infrastructure Condition Measures

23 CFR 490.307 and 23 CFR 490.407 establish performance measures to evaluate the condition of Ohio's National Highway System (NHS) pavements and bridges. The table below shows these performance measures along with their 2-year and 4-year targets.

NHS Pavement Performance Measures	2-year Target	4-year Target
Percentage of Interstate Pavements in Good Condition	N/A	> 55%
Percentage of Interstate Pavements in Poor Condition	N/A	< 1%
Percentage of Non-Interstate NHS Pavements in Good Condition	> 40%	> 40%
Percentage of Non-Interstate NHS Pavements in Poor Condition	< 2%	< 2%

NHS Bridge Performance Measures	2-year Target	4-year Target
Percentage of NHS Bridges in Good Condition	> 55%	> 55%
Percentage of NHS Bridges in Poor Condition	< 3%	< 3%

The table below show the total projects and amount of money that is being invested to maintain and improve pavement and bridge conditions in the Richland County Regional Planning Commission region during the TIP period.

Highway STIP Project Impacts on Performance Measures

RCRPC

STIP Projects Improving Safety ¹			
Total Safety Projects	Total Safety \$ (Millions)	Projects with HSIP \$	HSIP \$ (Millions)
11	\$30.8 M	9	\$27.6 M
<p>1a Projects that have safety program funding or</p> <p>1b Projects containing funding with one of the following federal improvement codes (Safety, Safety & Education of Pedestrians/Bicycles).</p> <p>Note: HSIP funding is SAC 4HJ7.</p>			

STIP Projects Improving Pavements ¹			
Road Type	Number of Projects	Lane Miles Improved	Construction \$ (Millions)
Interstate	2	267	\$12.8 M
Non-Interstate NHS	2	17	\$4.8 M
<p>1 Projects that have construction contract funds assigned to treated interstate or Non-Interstate NHS segments.</p>			

STIP Projects Improving NHS Bridges ¹		
Number of Projects	Bridges Improved	Construction \$ (Millions)
4	14	\$13.5 M
<p>1 Projects that have construction contract funds assigned to treaded bridges on the NHS system.</p>		

STIP Projects Improving Non-SOV Travel ¹			
Total Non-SOV Projects	Total Non-SOV \$ (Millions)	Non-SOV Projects with CMAQ \$	Non-SOV CMAQ \$ (Millions)
2	\$2.2 M	0	\$. M
<p>1a Projects that contain an FTA Transfer or</p> <p>1b Projects that contains 'Rideshare' in the project name or</p> <p>1c Projects that have a primary project purpose related to one of the following (Bike Facility, Enhanced Crossing, Pedestrian Facilities, Shared Use Path)</p>			

PM3: Travel Time Reliability and Congestion

Travel Time Reliability:

23 CFR 490.507 and 23 CFR 490.607 established the performance measures for the Level of Travel Time Reliability on Ohio's NHS system. The table below shows these performance measures along with their baselines, 2-year targets, and 4-year targets.

Level of Travel Time Reliability on NHS System	2-year Target	4-year Target
Percent of Person Miles Traveled on the Interstate that are reliable	> 85%	> 85%
Percent of Person Miles Traveled on the Non-Interstate NHS that are reliable	N/A	> 80%
Interstate Truck Travel Time Reliability Index	< 1.50	< 1.50

RCRPC does not have any projects currently programed to improve travel time reliability.

Transit Asset Management (TAM):

RCTB has set the following performance targets and measures for facilities, equipment, and revenue vehicles.

Rolling Stock Vehicles:

Rolling Stock Vehicles			
Asset Class	Automobile (ODOT)	Performance Target	Performance Measure
Bus	Heavy Duty Bus, Medium Duty Bus, Light Duty Bus	5% older than 14 years	13%
Cutaway Bus	Cutaway Bus	5% older than 10 years	8%

Transit Safety Performance:

Mode of Transit Service	Fatalities	Rate Per Total Vehicle Revenue Miles	Injuries	Rate Per Total Vehicle Revenue Miles	Safety Events	Rate Per Total Vehicle Revenue Miles System Reliability	System Reliability
DR	0	0	0	0	0	0	49,219
MB	0	0	1	0	2	0	31,766

CHAPTER 3

AIR QUALITY CONFORMITY

The United States Environmental Protection Agency (US EPA) monitors and sets National Ambient Air Quality Standards (NAAQS) for several transportation-related pollutants. The agency is responsible for determining whether each county in the United States is in attainment or non-attainment for each of those pollutants. Currently in Ohio, the pollutants include nitrogen oxide (NO_x), volatile organic compounds (VOC) and particulate matter 2.5 micrometers or smaller in size (PM^{2.5}).

The Richland County Study Area is considered to be an attainment area under the present CleanAir Act and meets the National Ambient Air Quality Standards (NAAQS) for ozone, carbon monoxide, or particulate matter. As such we are not subject to transportation conformity requirements. However, we feel that our planning program and improvement program lends itself to minimizing increases in emissions and maintaining the attainment status. Furthermore, the program lends itself to being expanded and redirected towards efforts related to mitigation should Richland County's status change.

CHAPTER 4

ENVIRONMENTAL JUSTICE ANALYSIS

Environmental Justice (EJ) requirements “Federal Actions to Address Environmental Justice in Minority Populations and Low-Income Populations”. EJ requires all federally funded agencies, including Richland County Regional Planning Commission, to identify and address disproportionately high and adverse human health or environmental effects of their actions on minority and low-income populations, to the greatest extent practicable and permitted by law. Agencies must also develop strategies to address any disproportionate and adverse impacts that are brought to light.

There are three fundamental environmental justice principles:

1. Avoid, minimize, or mitigate disproportionately high and adverse human health and environmental effects, including social and economic effects, on minority populations and low-income populations.
2. Ensure the full and fair participation of all potentially affected communities in the transportation decision-making process.
3. Prevent denial of, reduction in, or significant delay in the receipt of benefits by minority and low-income populations.

Richland County Regional Planning Commission has adopted the following strategies to integrate EJ into the agency’s transportation planning strategy:

The process of picking stakeholders for a project will be tactfully done with a specific emphasis on getting members of the affected population and underserved populations. Underserved populations typically refer to racial and ethnic minorities, disabled, or people living in poverty. Other interested parties are businesses, transportation providers, or organizations with specific transportation needs. RCRPC will maintain an up-to-date database of contacts to facilitate stakeholder engagement.

Outreach/Inclusion

RCRPC will keep in mind ways to reach out and get involvement from underserved populations. This includes having a Language Assistance Plan and informing staff on helping people with a language barrier participate in involvement. RCRPC will also hold meetings in locations with transit access, offer multiple times for public involvement, plus provide on-line access to involve the public who cannot attend in-person public meetings but want to participate in public involvement.

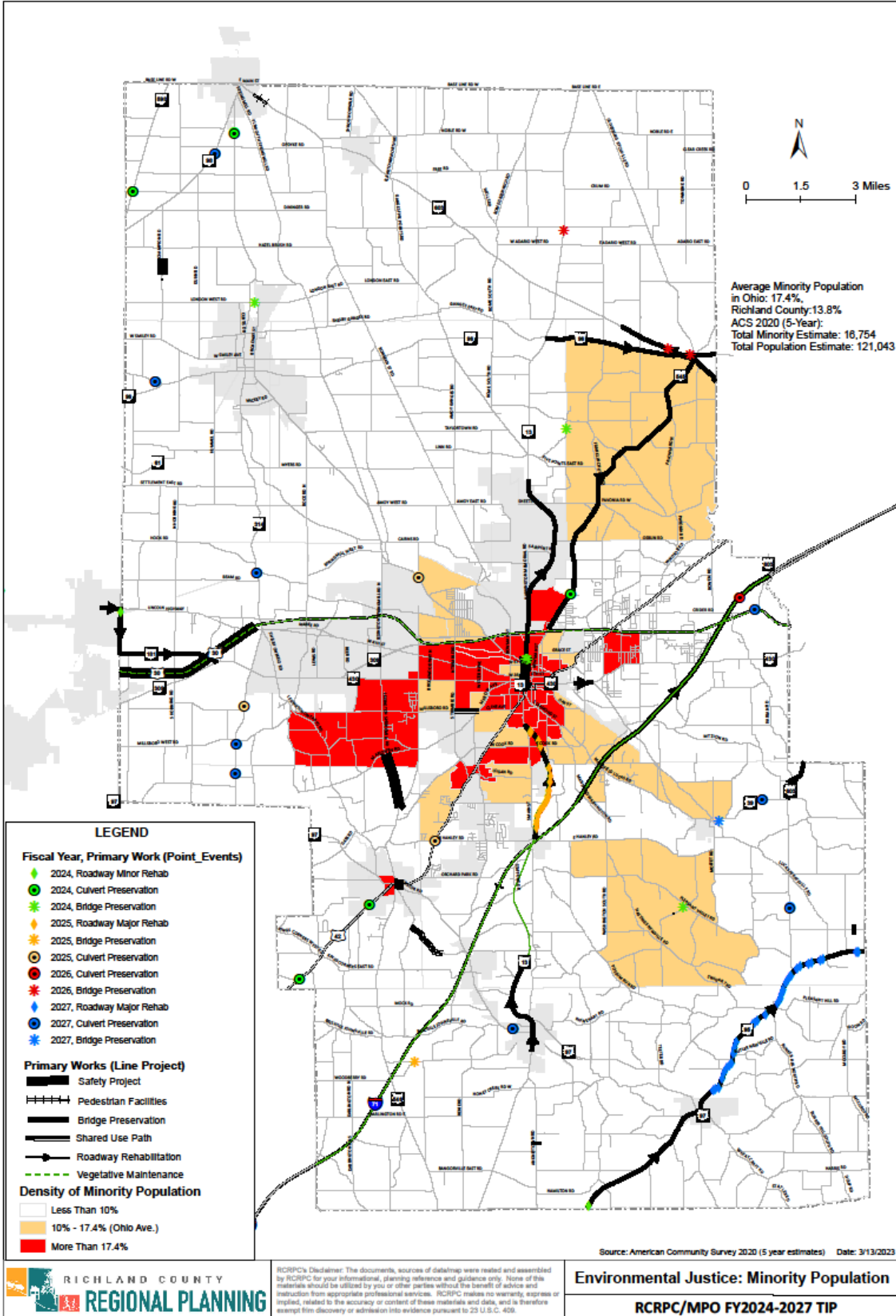
Environmental Justice Analysis

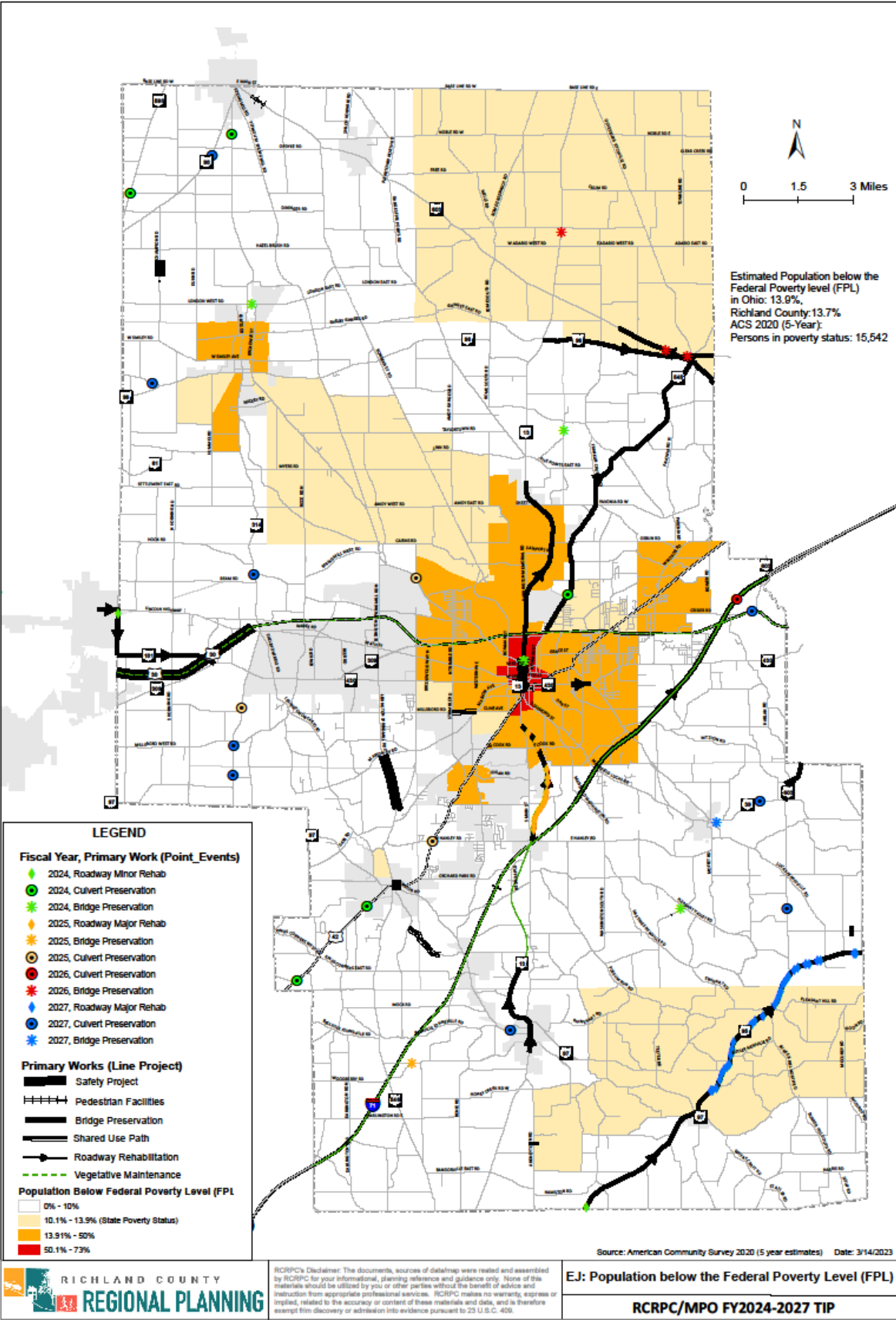
The following analysis demonstrates the anticipated impact of the projects programmed within the SFY 2026 - 2029 TIP on the Richland County Regional Planning Commission region’s minority and low-income populations.

Population Characteristics of Richland County		
Race	Population	Percentage of total Population
Caucasian	104,231	83%
Hispanic	2,615	2%
African American	11,216	9%
Other Races	1,514	1%
Two or More Races	5,360	4%
Total	124,936	100%
Poverty Status	16,741	13.40%

Projects in Targeted Neighborhoods		
Area	Population	Percent of county
Poverty Tracts	27,762	22.30%
Minority Tracts	24,638	19.79%
Both	30,273	24.31%
County	124,504	100%

Project totals and percentages will be placed here when final public comment is received.





CHAPTER 5

TITLE VI AND ADA COMPLIANCE

Title VI

Richland County Regional Planning Commission acknowledges the importance of ensuring that everyone has the opportunity to be involved in the region's transportation planning process, regardless of their background or abilities. Title VI of the Civil Rights Act of 1964 states that "No person in the United States shall, on the ground of race, color, or national origin, be excluded from participation in, be denied the benefits of, or be subjected to discrimination under any program or activity receiving Federal financial assistance". As a recipient of federal funding and as required by Title VI, Richland County Regional Planning Commission has adopted the following non-discrimination policy:

Richland County Regional Planning Commission Title VI Non Discrimination Policy Statement
To effectuate Title VI of the Civil Rights Act of 1964, during the performance of its work as a Regional Planning Commission and as the MPO for the Mansfield - Richland County area, the following shall be the policy of the Richland County Regional Planning Commission (hereafter RCRPC): RCRPC assures that no person shall, on the grounds of race, color, or national origin, as provided by Title VI of the Civil Rights Act of 1964 and the Civil Rights Restoration Act of 1987 (PL 100.259), be excluded from participation in, be denied the benefits of, or be otherwise subjected to discrimination under any agency-sponsored program or activity.

Any person who believes that he or she has been excluded from participation in or has been denied the benefits or services of any program administered by Richland County Regional Planning Commission, on the basis of race, color, national origin, gender, age, disability or income status may file a complaint of discrimination under Title VI, other non-discrimination statutes. A complaint may be filed directly with Richland County Regional Planning Commission, the Ohio Department of Transportation (ODOT), the Federal Highway Administration (FHWA) or the Federal Transit Administration (FTA). Please contact Jotika Shetty at 419-774-6202 or jshetty@rcrpc.org to file a complaint or if you have any questions. You may also refer to the Richland County Regional Planning Commission "Title VI/Non Discrimination Program 2016"

https://www.rcrpc.org/_files/ugd/bbcc36_a83f0e590fe34673a0defdf70fbea9e8.pdf
(Appendix B) for additional information and any related forms and procedures.

Throughout the SFY 2026 - 2029 planning process, Richland County Regional Planning Commission engaged in a number of outreach measures to ensure that the various Title VI communities had the opportunity to participate in the transportation planning process. These outreach measures included:

- RCRPC holds public meetings at convenient and accessible locations and times.
- RCRPC makes public information available in an electronically accessible format.
- RCRPC uses input from "Interested Parties" such as general public, local businesses including their employees and customers, institutional services, local governments, civic and community associations, special Interest groups, transportation system users, providers of public and private transit services, providers of freight /shipping services, representatives of pedestrian/bicycle users and transportation facilities representatives of the disabled populations, Environmental Justice (EJ) populations, Limited English Proficiency (LEP).

Richland County Regional Planning Commission embraces diversity and inclusivity and provides an environment of non-discrimination. The SFY 2026 - 2029 TIP planning process was conducted with these important considerations in mind and is compliant with all Title VI regulations and requirements.

ADA

The Americans with Disabilities Act (ADA) prohibits discrimination based on disability and requires all public agencies to provide safe, equal access to their programs, activities and facilities. Richland County Regional Planning Commission values the input of all the region's residents into the transportation planning process, and took the following measures to ensure that everyone, regardless of their abilities, could access and engage in the SFY 2026 - 2029 TIP planning process:

RCRPC has all of their public meetings in locations that meet the Americans with Disabilities Act (ADA) standards. Most meetings take place at the RCRPC Office which is ADA compliant, however if for any reason the public involvement is moved then RCRPC will chose a locations that accommodates the disabled population. ADA compliant parking and transit facilities are available, as well as accommodations for the visually or hearing impaired

Richland County Regional Planning Commission carefully considered the needs of all of our region's residents throughout the SFY 2026 - 2029 TIP planning process, meeting or exceeding all ADA requirements.

CHAPTER 6

PUBLIC INVOLVEMENT

As the primary near-term project implementation document for the Richland County Regional Planning Commission region, it is imperative that all of the region's stakeholders have the opportunity to engage in and provide their input into the TIP development process. As required by federal regulation (23 CFR 450.316), Richland County Regional Planning Commission has adopted a Public Involvement Plan. This document details RCRPC public involvement process for all of its principle duties, including the development of the TIP document, which was developed in a manner consistent with the Richland County Regional Planning Commission public participation plan. This plan may be accessed https://www.rcrpc.org/files/ugd/cb36a2_f33a45202238434b9a51ea12f56218d9.pdf (Appendix C).

Public Comment Period

The draft RCRPC TIP document will be presented for public comment through the main homepage at www.rcrpc.org , and, the review period will be open from March 11, 2025 until April 11, 2025. An open house is also scheduled in the back conference room at RCRPC (19 N Main St, Mansfield OH 44903) on April 3rd from 10 AM-6 PM. Representatives from RCRPC will be on hand to answer any questions and to provide clarification on the draft TIP.

As per the RCRPC Public Involvement Plan notifications will be done through press releases, email and social media. The document and comment areas will be available on www.rcrpc.org. Physical copies of the TIP and comment sheets will also be made available to the public.

Comments will be responded to and reported in the final TIP document as Appendix D.

CHAPTER 7

PREVIOUS TIP ACCOMPLISHMENTS

The following table lists the construction projects completed during the SFY 2024-2026 TIP.

PID	Project Name	Letting Type	Primary Work Category	Contract Amount	FY
102903	RIC-CR VAR PM FY2021	Local Let	Traffic Control (Safety)	\$158,669	2021
101431	RIC SMOOTH FY2021	ODOT Let	Pavement Maintenance	\$1,795,907	2021
102901	RIC-CR VAR GR FY2021	Local Let	Roadside / Median Improvement (Safety)	\$162,010	2021
87690	RIC SR 0013 11.01	ODOT Let	Pavement Maintenance	\$820,740	2021
106355	RIC SR 0545 03.77	ODOT Let	Culvert Preservation	\$166,091	2021
104083	RIC CR 0032 03.65 (Mock Road)	Local Let	Bridge Preservation	\$575,636	2021
109737	RIC US 0030 17.11	ODOT Let	Interchange Improvement (Safety)	\$429,644	2021
112728	RIC CR 0134 04.75 (Cook Sidewlk)	Local Let	Pedestrian Facilities	\$171,693	2021
114029	RIC US 0030 16.42	ODOT Let	Bridge / Culvert Maintenance	\$145,006	2021
101447	RIC US 0042 11.66	ODOT Let	Roadway Minor Rehab	\$623,606	2021
103717	RIC SR 0309 06.36	ODOT Let	Roadway Minor Rehab	\$2,370,223	2021
111240	RIC SR 0039 03.35 (Shelby walk)	Local Let	Pedestrian Facilities	\$1,089,911	2022
114120	RIC CR VAR RESURFACING - FY2022	Local Let	Roadway Minor Rehab	\$1,118,673	2022
106829	RIC CR 0134 05.80 (Ck/Mans-Luc)	Local Let	Intersection Improvement (Safety)	\$1,308,181	2022
104086	RIC TR 130 02.89 (Mill Run)	Local Let	Bridge Preservation	\$202,050	2022
109240	RIC US 0042 06.51/06.74	ODOT Let	Culvert Preservation	\$649,125	2022
108047	RIC SR 0314 04.91 TSG	ODOT Let	Traffic Control (Safety)	\$235,725	2022
105445	CRA/RIC CHIP FY2023	ODOT Let	Pavement Maintenance	\$1,689,945	2023
102955	RIC SR 0039 18.95	ODOT Let	Roadway Minor Rehab	\$2,837,781	2023
115848	RIC IR 0071 10.76 RM	ODOT Let	Pavement Maintenance	\$725,465	2023
105749	RIC SYSSIGN FY2023	ODOT Let	Traffic Control (Safety)	\$467,650	2023
105576	RIC SR 0039 14.98	ODOT Let	Bridge Preservation	\$1,206,665	2023
108891	RIC CR 0057 03.51 (Smiley Ave)	Local Let	Bridge Preservation	\$1,034,159	2023
109058	LOR/RIC TSG FY2023(A)	ODOT Let	Traffic Control (Safety)	\$738,696	2023
79740	RIC US 0030 13.06	ODOT Let	Roadway Minor Rehab	\$8,625,369	2023
97042	CRA SR 0039 04.02	ODOT Let	Roadway Minor Rehab	\$2,199,600	2023
91101	RIC US 0030 00.00	ODOT Let	Roadway Minor Rehab	\$5,563,439	2023
111650	CRA SR 0061 02.87	ODOT Let	Roadway Minor Rehab	\$3,615,989	2023
115082	RIC US 0030 18.10	ODOT Let	Environmental Mitigation	\$920,300	2023
100079	RIC BH FY2023	ODOT Let	Bridge Preservation	\$608,018	2023
115132	ASD/RIC CHIP FY2023	ODOT Let	Pavement Maintenance	\$1,579,896	2023
109237	RIC SR 0098 00.37	ODOT Let	Culvert Preservation	\$215,000	2023
108890	RIC CR 0092 04.30 (Crider Rd)	Local Let	Bridge Preservation	\$1,810,650	2023
116265	RIC CR 0144 06.50 (Ontario Walk)	Local Let	Pedestrian Facilities	\$139,887	2023
114109	RIC SR 0013 04.26 (Bellville)	Local Let	Pedestrian Facilities	\$794,378	2023
102739	RIC SR 0603 13.57	ODOT Let	Bridge Preservation	\$1,275,533	2023
106333	RIC SR 0096 16.58	ODOT Let	Bridge Preservation	\$2,124,967	2023
117422	RIC CR 0182 01.63 (Champion Rd)	Local Let	Bridge Preservation	\$475,000	2023

CHAPTER 8

PROJECTS

This chapter provides an overview of the project listings in the SFY 2026 - 2029 TIP. The projects are one of three categories; Individual, Group, or Transit.

Grouped Projects

Grouped projects (formerly known as Statewide Line Items or SLIs) reflect categories of projects that are not considered to be of appropriate scale for individual identification in the TIP. Instead, these projects are grouped into categories by function, work type, and/or geographic area. Projects utilizing these groupings must be:

- Non-controversial in nature
- Have an air quality status of “Exempt”
- Have a negligible environmental impact
- Will not add capacity to the existing system
- Have a total project cost below \$30 million

Individual Projects

This section provides the project lists of the individual highway and transit projects scheduled for some phase of implementation during the SFY 2026 - 2029 TIP period.

All of the projects detailed in this section are consistent with the Richland County Regional Planning Commission long-range transportation plan, [Direction Looking Forward 2045].

Transit Projects

Transit projects reflect projects funded primarily with Transit designated funding.

2026-2029 TIP: Highway Projects List / DRAFT 4 (3/10/2025)



Row Labels	PID	Project Name	Project Termini	Project Description	Primary Work Category	Primary Work Group	Sponsoring Agency	State Fiscal Year	Phase	Subphase	Adjusted Total Amount	Fund Type (Fed/State etc.)	STIP Fund Type	SAC Code	Fund Event Name	Capital Program Line Name	Phase Cost	Total PID Cost	TDC	
Group	105574	RIC SR 0039 22.81	RIC-SR-0039-22.81	Structure Replacement RIC-SR-0039-22.81	Bridge Preservation	Preservation	ODOT SPONSORING AGENCY	2028	CO	CO Contr	\$358,725.50	State	State	4PS7	CO CO Contr 01	District Preservation (Pv & Br)	\$1,898,627.49	\$2,445,229.49		
											\$1,434,901.99	Federal	Preservation	4PF7	CO CO Contr 01	District Preservation (Pv & Br)	\$1,898,627.49	\$2,445,229.49		
										CO Engr	\$21,000.00	State	Labor	LABR	CO CE Engr 01	Labor - Internal	\$1,898,627.49	\$2,445,229.49		
											\$84,000.00	Federal	Labor	LABR	CO CE Engr 01	Labor - Internal	\$1,898,627.49	\$2,445,229.49		
											\$1,898,627.49									
Group	108034	RIC SR 0309 08.73	RIC-SR-0309-08.73	Bridge Rehabilitation RIC-SR-0309-08.73 (Under Home Road) Replace deck and paint.	Bridge Preservation	Preservation	ODOT SPONSORING AGENCY	2028	CO	CO Contr	\$545,217.20	State	State	4PS7	CO CO Contr 01	District Preservation (Pv & Br)	\$2,917,086.00	\$3,733,335.00		
											\$2,180,868.80	Federal	Preservation	4PF7	CO CO Contr 01	District Preservation (Pv & Br)	\$2,917,086.00	\$3,733,335.00		
										CO Engr	\$38,200.00	State	Labor	LABR	CO CO Engr 01	Labor - Internal	\$2,917,086.00	\$3,733,335.00		
								\$152,800.00	Federal		Labor	LABR	CO CO Engr 01	Labor - Internal	\$2,917,086.00	\$3,733,335.00				
									2026	RW	Acquis	\$30,000.00	State	State	4PS7	RW Acquis 01	District Preservation (Pv & Br)	\$60,000.00	\$3,733,335.00	
											\$2,947,086.00									
Group	112693	RIC SR 0013 15.97	RIC-013-15.97 (5th Street/SR 39) to 21.69 (North Corp)	Urban Paving within City of Mansfield RIC-013-15.97 to 21.69	Roadway Minor Rehab	Preservation	ODOT SPONSORING AGENCY	2027	CO	CO Contr	\$313,000.00	Local Match	Local	4BG7	CO CO Dist/Mansfie	Traditional Programs Match	\$2,153,520.00	\$2,153,520.00		
											\$429,000.00	Local Match	Local	4BG7	CO CO Mansfield	Traditional Programs Match	\$2,153,520.00	\$2,153,520.00		
											\$1,252,000.00	Federal	Preservation	4PF7	CO CO Dist/Mansfie	District Preservation (Pv & Br)	\$2,153,520.00	\$2,153,520.00		
										CO Engr	\$25,040.00	Local Match	Labor	LABR	CO CE Dist/Mansfie	Labor - Internal	\$2,153,520.00	\$2,153,520.00		
											\$34,320.00	Local Match	Labor	LABR	CO CE Mansfield	Labor - Internal	\$2,153,520.00	\$2,153,520.00		
											\$100,160.00	Federal	Labor	LABR	CO CE Dist/Mansfie	Labor - Internal	\$2,153,520.00	\$2,153,520.00		
											\$2,153,520.00									
Group	113285	RIC US 0042 (06.01)(06.02)	Various culverts throughout District 3	Culvert Repairs RIC US 0042 06.01 RIC US 0042 06.02	Culvert Preservation	Preservation	ODOT SPONSORING AGENCY	2026	CO	CO Contr	\$35,000.00	State	State	4PS7	CO CO Contr 01	District Preservation (Pv & Br)	\$192,500.00	\$305,151.80		
											\$140,000.00	Federal	Preservation	4PF7	CO CO Contr 01	District Preservation (Pv & Br)	\$192,500.00	\$305,151.80		
										CO Engr	\$3,500.00	State	Labor	LABR	CO CO Engr 01	Labor - Internal	\$192,500.00	\$305,151.80		
											\$14,000.00	Federal	Labor	LABR	CO CO Engr 01	Labor - Internal	\$192,500.00	\$305,151.80		
																			RW	Acquis
											\$202,500.00									
Group	114950	RIC SR 0013 28.73	RIC-SR-0013-28.73	Replace Twin Culvert Bridge RIC SR 0013 28.73	Bridge Preservation	Preservation	ODOT SPONSORING AGENCY	2027	CO	CO Contr	\$115,000.00	State	State	4PS7	CO CO Contr 01	District Preservation (Pv & Br)	\$632,500.00	\$838,900.00		
											\$460,000.00	Federal	Preservation	4PF7	CO CO Contr 01	District Preservation (Pv & Br)	\$632,500.00	\$838,900.00		
										CO Engr	\$11,500.00	State	Labor	LABR	CO CO Engr 01	Labor - Internal	\$632,500.00	\$838,900.00		
											\$46,000.00	Federal	Labor	LABR	CO CO Engr 01	Labor - Internal	\$632,500.00	\$838,900.00		
																	2026	RW	Acquis	\$20,000.00
											\$652,500.00									
Group	114960	RIC SR 0096/0603 16.73/07.94	RIC SR 0096 16.86; RIC SR 0603 07.94	Two Bridge Replacements: RIC SR 0096 16.86 RIC SR 0603 07.94	Bridge Preservation	Preservation	ODOT SPONSORING AGENCY	2027	CO	CO Contr	\$210,000.00	State	State	4PS7	CO CO Contr 01	District Preservation (Pv & Br)	\$1,123,500.00	\$1,389,900.00		
											\$840,000.00	Federal	Preservation	4PF7	CO CO Contr 01	District Preservation (Pv & Br)	\$1,123,500.00	\$1,389,900.00		
										CO Engr	\$14,700.00	State	Labor	LABR	CO CO Engr 01	Labor - Internal	\$1,123,500.00	\$1,389,900.00		
											\$58,800.00	Federal	Labor	LABR	CO CO Engr 01	Labor - Internal	\$1,123,500.00	\$1,389,900.00		
																	2026	RW	Acquis	\$50,000.00

2026-2029 TIP: Highway Projects List / DRAFT 4 (3/10/2025)



Row Labels	PID	Project Name	Project Termini	Project Description	Primary Work Category	Primary Work Group	Sponsoring Agency	State Fiscal Year	Phase	Subphase	Adjusted Total Amount	Fund Type (Fed/State etc.)	STIP Fund Type	SAC Code	Fund Event Name	Capital Program Line Name	Phase Cost	Total PID Cost	TDC			
											\$1,173,500.00											
Group	116657	RIC IR 0071 10.76	RIC-71-10.76 to 20.636	Asphalt Concrete Overlay with Repairs RIC-71-10.76 to 15.455 Partial Depth / Full Depth Pavement Repairs RIC-71-15.455 to 20.636	Roadway Minor Rehab	Preservation	ODOT SPONSORING AGENCY	2026	CO	CO Contr	\$981,900.00	State	State	4PS7	CO CO Contr 01	District Preservation (Pv & Br)	\$10,604,500.00	\$10,770,900.00				
											\$8,837,100.00	Federal	Preservation	4PF7	CO CO Contr 01	District Preservation (Pv & Br)	\$10,604,500.00	\$10,770,900.00				
										CO Engr	\$78,550.00	State	Labor	LABR	CO CE Engr 01	Labor - Internal	\$10,604,500.00	\$10,770,900.00				
											\$706,950.00	Federal	Labor	LABR	CO CE Engr 01	Labor - Internal	\$10,604,500.00	\$10,770,900.00				
											\$10,604,500.00											
Group	116778	RIC/WAY IR 71/SR 226 19.61/5.26	RIC IR 0071 19.61; WAY SR 0226 05.26	RIC IR 0071 19.61-Culvert Liner WAY SR 0226-05.26-Culvert Liner	Culvert Preservation	Preservation	ODOT SPONSORING AGENCY	2027	CO	CO Contr	\$35,000.00	State	State	4PS7	CO CO Contr 01	District Preservation (Pv & Br)	\$577,500.00	\$582,500.00				
											\$140,000.00	Federal	Preservation	4PF7	CO CO Contr 02	District Preservation (Pv & Br)	\$577,500.00	\$582,500.00				
											\$315,000.00	Federal	Preservation	4PF7	CO CO Contr 01	District Preservation (Pv & Br)	\$577,500.00	\$582,500.00				
										CO Engr	\$3,500.00	State	Labor	LABR	CO CO Engr 01	Labor - Internal	\$577,500.00	\$582,500.00				
											\$14,000.00	Federal	Labor	LABR	CO CO Engr 02	Labor - Internal	\$577,500.00	\$582,500.00				
											\$31,500.00	Federal	Labor	LABR	CO CO Engr 01	Labor - Internal	\$577,500.00	\$582,500.00				
											\$5,000.00	State	State	4PS7	PE SUE	District Preservation (Pv & Br)	\$5,000.00	\$582,500.00				
								2026	ENV	Env PE												
											\$544,000.00											
Group	116780	RIC SR 0039 23.47	RIC SR 0039 23.47	Culvert Replacement (RW only) RIC SR 0039 23.47	Culvert Preservation	Preservation	SPONSORING AG	2026	RW	Acquis	\$36,000.00	State	State	4PS7	RW Acquis 01	District Preservation (Pv & Br)	\$72,000.00	\$72,000.00				
											\$36,000.00											
Group	117045	RIC SR 0095 04.84	RIC SR 0095 04.48 to 11.25	Major 2 Funded Project Full Depth Reclamation RIC SR 0095 04.48 to 11.25 drainage and minor bridge work	Roadway Major Rehab	Preservation	ODOT SPONSORING AGENCY	2027	CO	CO Contr	\$18,000.00	State	State	4PS7	CO CO Contr 02	District Preservation (Pv & Br)	\$10,607,820.57	\$11,959,898.27				
											\$72,000.00	Federal	Preservation	4PF7	CO CO Contr 02	District Preservation (Pv & Br)	\$10,607,820.57	\$11,959,898.27				
											\$1,964,770.20	State	State	4RA7	CO CO Contr 01	Multi-Lane Major Rehab	\$10,607,820.57	\$11,959,898.27				
											\$7,859,080.80	Federal	Major Program	4RC7	CO CO Contr 01	Multi-Lane Major Rehab	\$10,607,820.57	\$11,959,898.27				
										CO Engr	\$1,260.00	State	Labor	LABR	CO CO Engr 02	Labor - Internal	\$10,607,820.57	\$11,959,898.27				
											\$5,040.00	Federal	Labor	LABR	CO CO Engr 02	Labor - Internal	\$10,607,820.57	\$11,959,898.27				
											\$137,533.91	State	Labor	LABR	CO CE Engr 01	Labor - Internal	\$10,607,820.57	\$11,959,898.27				
									\$550,135.66	Federal	Labor	LABR	CO CE Engr 01	Labor - Internal	\$10,607,820.57	\$11,959,898.27						
								2026	DD	Dtl Dsgn		\$4,203.60	State	State	4PS7	DD Dtl Dsgn BAL	District Preservation (Pv & Br)	\$100,992.00	\$11,959,898.27			
												\$8,796.40	State	State	4PS7	DD Dtl Dsgn 01	District Preservation (Pv & Br)	\$100,992.00	\$11,959,898.27			
												\$16,814.40	Federal	Preservation	4PF7	DD Dtl Dsgn BAL	District Preservation (Pv & Br)	\$100,992.00	\$11,959,898.27			
												\$35,185.60	Federal	Preservation	4PF7	DD Dtl Dsgn 01	District Preservation (Pv & Br)	\$100,992.00	\$11,959,898.27			
											RW	Acquis		\$20,000.00	State	State	4PS7	RW Acquis 01	District Preservation (Pv & Br)	\$200,000.00	\$11,959,898.27	
														\$80,000.00	Federal	Preservation	4PF7	RW Acquis 01	District Preservation (Pv & Br)	\$200,000.00	\$11,959,898.27	
	\$20,000.00	State	State	4PS7	RW RW Serv 01	District Preservation (Pv & Br)	\$200,000.00						\$11,959,898.27									
	\$80,000.00	Federal	Preservation	4PF7	RW RW Serv 01	District Preservation (Pv & Br)	\$200,000.00	\$11,959,898.27														

2026-2029 TIP: Highway Projects List / DRAFT 4 (3/10/2025)



Row Labels	PID	Project Name	Project Termini	Project Description	Primary Work Category	Primary Work Group	Sponsoring Agency	State Fiscal Year	Phase	Subphase	Adjusted Total Amount	Fund Type (Fed/State etc.)	STIP Fund Type	SAC Code	Fund Event Name	Capital Program Line Name	Phase Cost	Total PID Cost	TDC		
											\$10,872,820.57										
Group	117048	RIC SR 0314 03.02	RIC SR 0314 03.02 to 10.01	Major 2 Funded Project Edge Reconstruction with Asphalt Concrete Overlay RIC SR 0314 03.02 to 10.01 Includes drainage and minor bridge work	Roadway Major Rehab	Preservation	ODOT SPONSORING AGENCY	2028	CO	CO Contr	\$78,523.60	Local Match	Local	4BG7	CO CO Contr 04	Traditional Programs Match	\$9,612,000.00	\$12,126,106.00			
											\$131,720.00	State	State	4RA7	CO CO Contr 02	Multi-Lane Major Rehab	\$9,612,000.00	\$12,126,106.00			
											\$314,094.40	Federal	Major Program	4RC7	CO CO Contr 04	Multi-Lane Major Rehab	\$9,612,000.00	\$12,126,106.00			
											\$483,066.40	State	State	4RA7	CO CO Contr 01	Multi-Lane Major Rehab	\$9,612,000.00	\$12,126,106.00			
											\$526,880.00	Federal	Major Program	4RC7	CO CO Contr 02	Multi-Lane Major Rehab	\$9,612,000.00	\$12,126,106.00			
											\$1,086,690.00	State	State	4RA7	CO CO Contr 03	Multi-Lane Major Rehab	\$9,612,000.00	\$12,126,106.00			
											\$1,932,265.60	Federal	Major Program	4RC7	CO CO Contr 01	Multi-Lane Major Rehab	\$9,612,000.00	\$12,126,106.00			
										\$4,346,760.00	Federal	Major Program	4RC7	CO CO Contr 03	Multi-Lane Major Rehab	\$9,612,000.00	\$12,126,106.00				
										2026	DD	Dtl Dsgn	\$6,281.80	Local Match	Labor	LABR	CO CE Engr 04	Labor - Internal	\$9,612,000.00	\$12,126,106.00	
													\$10,537.60	State	Labor	LABR	CO CE Engr 02	Labor - Internal	\$9,612,000.00	\$12,126,106.00	
													\$25,127.20	Federal	Labor	LABR	CO CE Engr 04	Labor - Internal	\$9,612,000.00	\$12,126,106.00	
													\$38,645.40	State	Labor	LABR	CO CE Engr 01	Labor - Internal	\$9,612,000.00	\$12,126,106.00	
													\$42,150.40	Federal	Labor	LABR	CO CE Engr 02	Labor - Internal	\$9,612,000.00	\$12,126,106.00	
													\$86,935.20	State	Labor	LABR	CO CE Engr 03	Labor - Internal	\$9,612,000.00	\$12,126,106.00	
								\$154,581.60	Federal				Labor	LABR	CO CE Engr 01	Labor - Internal	\$9,612,000.00	\$12,126,106.00			
								2026	RW	Acquis	\$347,740.80	Federal	Labor	LABR	CO CE Engr 03	Labor - Internal	\$9,612,000.00	\$12,126,106.00			
											\$9,973.60	State	Labor	LABR	PE DTL DSGN LABR	Labor - Internal	\$109,868.00	\$12,126,106.00			
								2026	RW	RW Serv	\$12,000.00	State	State	4RA7	DD Dtl Dsgn 01	Multi-Lane Major Rehab	\$109,868.00	\$12,126,106.00			
											\$39,894.40	Federal	Labor	LABR	PE DTL DSGN LABR	Labor - Internal	\$109,868.00	\$12,126,106.00			
								2026	RW	Utl Remb	\$48,000.00	Federal	Major Program	4RC7	DD Dtl Dsgn 01	Multi-Lane Major Rehab	\$109,868.00	\$12,126,106.00			
\$50,000.00	State	State	4RA7	RW Acquis 01	Multi-Lane Major Rehab	\$700,000.00	\$12,126,106.00														
2027	RW	Utl Remb	\$200,000.00	Federal	Major Program	4RC7	RW Acquis 01	Multi-Lane Major Rehab	\$700,000.00	\$12,126,106.00											
			\$50,000.00	State	State	4RA7	RW RW Serv 01	Multi-Lane Major Rehab	\$700,000.00	\$12,126,106.00											
2027	RW	Utl Remb	\$200,000.00	Federal	Major Program	4RC7	RW RW Serv 01	Multi-Lane Major Rehab	\$700,000.00	\$12,126,106.00											
			\$40,000.00	State	State	4RA7	RW Utl Remb 01	Multi-Lane Major Rehab	\$700,000.00	\$12,126,106.00											
2027	RW	Utl Remb	\$160,000.00	Federal	Major Program	4RC7	RW Utl Remb 01	Multi-Lane Major Rehab	\$700,000.00	\$12,126,106.00											
														\$10,421,868.00							
Group	118648	RIC W 6th Street Muni-Bridge	Approximately 75' approaches each end of the bridge	Project involves the replacement of a deficient bridge (SFN 7060149) including minor approach work on West 6th Street in the City of Mansfield in	Bridge Preservation	Preservation	Mansfield, City of	2027	CO	CO Contr	\$45,298.50	Local Match	Local	LNTF	CO CO Contr 01	Local Let Match LNTF	\$996,567.00	\$1,188,609.00			
											\$860,671.50	Federal	Local Programs	4R87	CO CO Contr 01	Municipal Bridge	\$996,567.00	\$1,188,609.00			
										CO Engr	\$4,529.85	Local Match	Local	LNTF	CO CO Engr 01	Local Let Match LNTF	\$996,567.00	\$1,188,609.00			
											\$86,067.15	Federal	Local Programs	4R87	CO CO Engr 01	Municipal Bridge	\$996,567.00	\$1,188,609.00			
											\$996,567.00										
Group	119291	RIC CR0146 00.04 (Marion Ave Rd)	120 feet north and south of the proposed	Replace existing structurally deficient bridge (SFN 7032285) on CR146 (Marion	Bridge Preservation	Preservation	RICHLAND COUNTY ENGINEER	2026	CO	CO Engr	\$2,000.00	Federal	Local Programs	4B87	On-Going Serv 01	County Bridge	\$822,000.00	\$1,015,073.00			
								2027	CO	CO Contr	\$820,000.00	Federal	Local Programs	4B87	CO CO Contr 01	County Bridge	\$822,000.00	\$1,015,073.00			

2026-2029 TIP: Highway Projects List / DRAFT 4 (3/10/2025)



Row Labels	PID	Project Name	Project Termini	Project Description	Primary Work Category	Primary Work Group	Sponsoring Agency	State Fiscal Year	Phase	Subphase	Adjusted Total Amount	Fund Type (Fed/State etc.)	STIP Fund Type	SAC Code	Fund Event Name	Capital Program Line Name	Phase Cost	Total PID Cost	TDC	
\$822,000.00																				
Group	119656	RIC SR 0314 (00.83) (01.66)	RIC SR 0314 (00.83) (01.66)	Culvert Replacements at RIC SR 0314 (00.83) & (01.66)	Culvert Preservation	Preservation	ODOT SPONSORING AGENCY	2028	CO	CO Contr	\$100,000.00	State	State	4PS7	CO CO Contr 01	District Preservation (Pv & Br)	\$550,000.00	\$1,004,247.00		
											\$400,000.00	Federal	Preservation	4PF7	CO CO Contr 01	District Preservation (Pv & Br)	\$550,000.00	\$1,004,247.00		
										CO Engr	\$10,000.00	State	Labor	LABR	CO CO Engr 01	Labor - Internal	\$550,000.00	\$1,004,247.00		
											\$40,000.00	Federal	Labor	LABR	CO CO Engr 01	Labor - Internal	\$550,000.00	\$1,004,247.00		
								2027	RW	Acquis	\$80,000.00	State	State	4PS7	RW Acquis 01	District Preservation (Pv & Br)	\$160,000.00	\$1,004,247.00		
										RW Serv	\$80,000.00	State	Labor	LABR	RW RW Serv 01	Labor - Internal	\$160,000.00	\$1,004,247.00		
\$710,000.00																				
Group	119666	RIC SR 0039 24.23	RIC SR 0039 24.23	RIC SR 0039 24.23-Culvert Replacement using Jack & Bore methods.	Culvert Preservation	Preservation	ODOT SPONSORING AGENCY	2027	CO	CO Contr	\$150,000.00	State	State	4PS7	CO CO Contr 01	District Preservation (Pv & Br)	\$165,000.00	\$317,500.00		
											\$15,000.00	State	Labor	LABR	CO CO Engr 01	Labor - Internal	\$165,000.00	\$317,500.00		
								2026	RW	Acquis	\$20,000.00	State	State	4PS7	RW Acquis 01	District Preservation (Pv & Br)	\$40,000.00	\$317,500.00		
\$185,000.00																				
Group	120583	RIC Elm St Muni-Bridge (Bulter)	From the intersection of Elm Street and Grant Street (S.R.95) to approximately 150' west of the structure	Replacement of bridge No. RIC-ELMST-0012 (SFN 7067429) over Smoky Run, includes a complete replacement of the existing slab bridge with a new superstructure and abutments in the Village	Bridge Preservation	Preservation	Butler, Village of	2027	CO	CO Contr	\$102,531.00	Federal	Local Programs	4R87	CO CO Contr 02	Municipal Bridge	\$751,894.00	\$987,616.00		
											\$581,009.00	Federal	Local Programs	4R87	CO CO Contr 01	Municipal Bridge	\$751,894.00	\$987,616.00		
										CO Engr	\$10,253.10	Federal	Local Programs	4R87	CO CO Engr 02	Municipal Bridge	\$751,894.00	\$987,616.00		
											\$58,100.90	Federal	Labor	LABR	CO CO Engr 01	Labor - Internal	\$751,894.00	\$987,616.00		
								2026	DD	Dtl Dsgn	\$30,000.00	Local Match	Local	LNTF	DD Dtl Dsgn 01	Local Let Match LNTF	\$30,000.00	\$987,616.00		
\$781,894.00																				
Group	120748	RIC TR 0185 01.11 (Shoup Rd)	Approximately 100' approaches each end of the bridge	FEDERAL/STATE EXCHANGE bridge replacement project (SFN 7030975) on TR185 at SLM 1.11 (Shoup Rd) in Richland County	Bridge Preservation	Preservation	RICHLAND COUNTY ENGINEER	2028	CO	CO Contr	\$33,255.00	Local Match	Local	LNTF	CO CO Contr 01	Local Let Match LNTF	\$731,600.00	\$731,600.00		
											\$631,845.00	State	State	4C87	CO CO Contr 01	County Bridge	\$731,600.00	\$731,600.00		
										CO Engr	\$3,325.00	Local Match	Local	LNTF	CO CO Engr 01	Local Let Match LNTF	\$731,600.00	\$731,600.00		
											\$63,175.00	State	State	4C87	CO CO Engr 01	County Bridge	\$731,600.00	\$731,600.00		
\$731,600.00																				
Group	122057	RIC - SR 0430 - 03.20	Intersection of SR 430 (Park Ave W) and S Trimble Rd. in the City of Mansfield	Improve signal visibility on SR 430 in the City of Mansfield.	Traffic Control (Safety)	Safety	Mansfield, City of	2027	CO	CO Contr	\$53,500.00	Local Match	Local	LNTF	CO CO Contr 01	Local Let Match LNTF	\$588,500.00	\$763,500.00		
											\$481,500.00	Federal	Safety	4HJ7	CO CO Contr 01	Safety HSIP Federal	\$588,500.00	\$763,500.00		
										CO Engr	\$53,500.00	Local Match	Local	LNTF	CO CO Engr 01	Local Let Match LNTF	\$588,500.00	\$763,500.00		
								2026	DD	Dtl Dsgn	\$3,500.00	Local Match	Local	LNTF	DD Dtl Dsgn 01	Local Let Match LNTF	\$35,000.00	\$763,500.00		
											\$31,500.00	Federal	Safety	4HJ7	DD Dtl Dsgn 01	Safety HSIP Federal	\$35,000.00	\$763,500.00		
										RW	RW Serv	\$5,000.00	Local Match	Local	LNTF	RW RW Serv 01	Local Let Match LNTF	\$50,000.00	\$763,500.00	
	\$45,000.00	Federal	Safety	4HJ7	RW RW Serv 01	Safety HSIP Federal	\$50,000.00	\$763,500.00												
\$673,500.00																				
Group	122832	RIC SR 0314 01.70	RIC-314-1.70 at Millsboro Rd	Convert two-way stop-controlled intersection into single-lane roundabout at SR-314 and Millsboro Rd (CR-48) in Richland County	Intersection Improvement (Safety)	Safety	ODOT SPONSORING AGENCY	2027	DD	Dtl Dsgn	\$100,000.00	Federal	Safety	4HJ7	PE Dtl Dsgn 01	Safety HSIP Federal	\$100,000.00	\$3,775,000.00		
								2026	ENV	Env PE	\$650,000.00	Federal	Safety	4HJ7	PE Env PE 01	Safety HSIP Federal	\$650,000.00	\$3,775,000.00		
										Acquis	\$25,000.00	Federal	Safety	4HJ7	RW Acquis 01	Safety HSIP Federal	\$350,000.00	\$3,775,000.00		
								2028	RW	RW Serv	\$75,000.00	Federal	Safety	4HJ7	RW RW Serv 01	Safety HSIP Federal	\$350,000.00	\$3,775,000.00		

2026-2029 TIP: Highway Projects List / DRAFT 4 (3/10/2025)



Row Labels	PID	Project Name	Project Termini	Project Description	Primary Work Category	Primary Work Group	Sponsoring Agency	State Fiscal Year	Phase	Subphase	Adjusted Total Amount	Fund Type (Fed/State etc.)	STIP Fund Type	SAC Code	Fund Event Name	Capital Program Line Name	Phase Cost	Total PID Cost	TDC
										Util Remb	\$250,000.00	Federal	Safety	4HJ7	RW Util Remb 01	Safety HSIP Federal	\$350,000.00	\$3,775,000.00	
											\$1,100,000.00								
Group	122835	RIC SR 0096 16.80	RIC-96-16.80 at SR-545/Olivesburg Fitchville Rd	Convert stop-controlled intersection into a single-lane roundabout at SR-96 and SR-545/Olivesburg Fitchville Rd (CR-77) in Richland County.	Intersection Improvement (Safety)	Safety	ODOT SPONSORING AGENCY	2029	CO	CO Contr	\$2,600,000.00	Federal	Safety	4HJ7	CO CO Contr 01	Safety HSIP Federal	\$2,782,000.00	\$3,982,000.00	
										CO Engr	\$182,000.00	Federal	Labor	LABR	CO CO Engr 01	Labor - Internal	\$2,782,000.00	\$3,982,000.00	
								2027	DD	Dtl Dsgn	\$100,000.00	Federal	Safety	4HJ7	PE Dtl Dsgn 01	Safety HSIP Federal	\$100,000.00	\$3,982,000.00	
								2026	ENV	Env PE	\$381,829.00	Federal	Safety	4HJ7	PE Env PE 02	Safety HSIP Federal	\$650,000.00	\$3,982,000.00	
								2027	RW	Acquis	\$75,000.00	Federal	Safety	4HJ7	RW Acquis 01	Safety HSIP Federal	\$450,000.00	\$3,982,000.00	
										RW Serv	\$125,000.00	Federal	Safety	4HJ7	RW RW Serv 01	Safety HSIP Federal	\$450,000.00	\$3,982,000.00	
2028	RW	Util Remb	\$250,000.00	Federal	Safety	4HJ7	RW Util Remb 01	Safety HSIP Federal	\$450,000.00	\$3,982,000.00									
											\$3,713,829.00								
Group	122940	RIC US 0030 16.42 Brdg Reconstr.	RIC US 30 16.42 bridge	RIC US 30 16.42 bridge hit in a crash and requires repairs. Replacing a portion of the damaged beam, heat-straightening the damaged beam at either side of the replacement, removing temporary struts, installing replacement crossframe assemblies, repairing concrete using epoxy-injection, and painting	Bridge Preservation	Preservation	ODOT SPONSORING AGENCY	2026	CO	CO Contr	\$825,000.00	State	State	4SR7	CO CO Contr 01	Emergency - Damage Repair	\$860,500.00	\$985,500.00	
										CO Engr	\$35,500.00	State	Labor	LABR	CO CE Engr 01	Labor - Internal	\$860,500.00	\$985,500.00	
											\$860,500.00								
Group Total											\$52,081,812.06								
Group	122976	RIC CR 0150 01.21	Intersection of Rock Road (CR-150) and 4th Street (CR-501)	Convert two-way stop-controlled intersection into a single-lane roundabout at Rock Road (CR-150) and 4th Street (CR-501) in the City of Ontario, Richland County.	Intersection Improvement (Safety)	Safety	Ontario, City of	2029	CO	CO Contr	\$290,000.00	Local Match	Local	LNTF	CO CO Contr 01	Local Let Match LNTF	\$3,190,000.00	\$3,930,000.00	
										CO Engr	\$2,610,000.00	Federal	Safety	4HJ7	CO CO Contr 01	Safety HSIP Federal	\$3,190,000.00	\$3,930,000.00	
										CO Engr	\$290,000.00	Local Match	Local	LNTF	CO CO Engr 01	Local Let Match LNTF	\$3,190,000.00	\$3,930,000.00	
								2026	DD	Dtl Dsgn	\$9,000.00	Local Match	Local	LNTF	DD Dtl Dsgn 01	Local Let Match LNTF	\$90,000.00	\$3,930,000.00	
										Dtl Dsgn	\$81,000.00	Federal	Safety	4HJ7	DD Dtl Dsgn 01	Safety HSIP Federal	\$90,000.00	\$3,930,000.00	
								2027	RW	Acquis	\$4,000.00	Local Match	Local	LNTF	RW Acquis 01	Local Let Match LNTF	\$100,000.00	\$3,930,000.00	
Acquis	\$36,000.00	Federal	Safety	4HJ7	RW Acquis 01	Safety HSIP Federal	\$100,000.00			\$3,930,000.00									
RW Serv	\$6,000.00	Local Match	Local	LNTF	RW RW Serv 01	Local Let Match LNTF	\$100,000.00			\$3,930,000.00									
		RW Serv	\$54,000.00	Federal	Safety	4HJ7	RW RW Serv 01	Safety HSIP Federal	\$100,000.00	\$3,930,000.00									
											\$3,380,000.00								
Individual	122506	RIC CR 0133 000.40 Hwy	Lexington Park entrance to	Adding new sidewalk along Plymouth Street, including a mid-block crossing, to connect Patriot Park on the	Pedestrian	Pedestrian /	Lexington,	2026	ENV	ENV	\$11,000.00	Local Match	Local	LNTF		Local Let Match LNTF	\$305,000.00		
										ENV	\$44,000.00	Federal	MPO STBG	4TA7		MPOs - STP, CMAQ, Enh	\$305,000.00		
									DD	Dtl Dsgn	\$4,000.00	Local Match	Local	LNTF	DD Dtl Dsgn 01	Local Let Match LNTF	\$305,000.00		
										Dtl Dsgn	\$16,000.00	Federal	MPO STBG	4TA7	DD Dtl Dsgn 01	MPOs - STP, CMAQ, Enh	\$305,000.00		

2026-2029 TIP: Highway Projects List / DRAFT 4 (3/10/2025)



Row Labels	PID	Project Name	Project Termini	Project Description	Primary Work Category	Primary Work Group	Sponsoring Agency	State Fiscal Year	Phase	Subphase	Adjusted Total Amount	Fund Type (Fed/State etc.)	STIP Fund Type	SAC Code	Fund Event Name	Capital Program Line Name	Phase Cost	Total PID Cost	TDC
Individual	114346	RIC B&O Trail	From start of trail in Butler to Fourth Street in Mansfield (Trail mile marker 0.0 to 17.88)	Resurfacing/Minor Rehabilitation of B&O Trail in Richland County	Shared Use Path	Pedestrian / Bicycle	Richland County Park District	2027	CO	Dtl Dsgn	\$1,000.00	Local Match	Local	LNTF	RW RW Serv 01	Local Let Match LNTF	\$305,000.00		
											\$4,000.00	Federal	MPO STBG	4TA7	RW RW Serv 01	MPOs - STP, CMAQ, Enh	\$305,000.00		
											\$45,000.00	Local Match	LNTF	LNTF	CO CO Contr 01	Local Let Match LNTF	\$305,000.00		
											\$180,000.00	Federal	MPO STBG	4TA7	CO CO Contr 01	MPOs - STP, CMAQ, Enh	\$305,000.00		
											\$305,000.00								
Individual	114346	RIC B&O Trail	From start of trail in Butler to Fourth Street in Mansfield (Trail mile marker 0.0 to 17.88)	Resurfacing/Minor Rehabilitation of B&O Trail in Richland County	Shared Use Path	Pedestrian / Bicycle	Richland County Park District	2027	CO	CO Contr	\$141,700.00	Local Match	Local	4BG7	CO CO Contr 01	Traditional Programs Match	\$1,526,094.00	\$1,693,325.20	
											\$1,275,300.00	Federal	MPO STBG	4TA7	CO CO Contr 01	MPOs - STP, CMAQ, Enh	\$1,526,094.00	\$1,693,325.20	
											\$3,900.00	Local Match	Local	4BG7	CO CO Engr 01	Traditional Programs Match	\$1,526,094.00	\$1,693,325.20	
											\$35,100.00	Federal	MPO STBG	4TA7	CO CO Engr 01	MPOs - STP, CMAQ, Enh	\$1,526,094.00	\$1,693,325.20	
										Oth Remb	\$64,250.00	Local Match	Local	4BG7	CO CO Engr 02	Traditional Programs Match	\$1,526,094.00	\$1,693,325.20	
											\$584.40	Local Match	Local	LNTF	On-Going Services	Local Let Match LNTF	\$1,526,094.00	\$1,693,325.20	
											\$5,259.60	Federal	MPO TA	4TC7	On-Going Services	MPOs - STP, CMAQ, Enh	\$1,526,094.00	\$1,693,325.20	
											\$6,896.08	Local Match	Local	4BG7	DD Dtl Dsgn 01	Traditional Programs Match	\$68,960.80	\$1,693,325.20	
\$62,064.72	Federal	MPO TA	4TC7	DD Dtl Dsgn 01	MPOs - STP, CMAQ, Enh	\$68,960.80	\$1,693,325.20												
											\$1,595,054.80								
Individual	117231	RIC CR 0133 02.30 (Lex-Spring)	Approximately 1.5 miles of Lex-Springmill Rd (CR133) from Home Road to Marion Ave.	Lexington-Springmill Road (CR133) shoulder widening safety improvement project in Richland County	Roadway Improvement (Safety)	Safety	RICHLAND COUNTY ENGINEER	2026	CO	CO Engr	\$25,000.00	Local Match	Local	LNTF	CO CO Engr 01	Local Let Match LNTF	\$1,499,320.00	\$2,023,507.00	
											\$100,000.00	Federal	MPO STBG	4TA7	CO CO Engr 01	MPOs - STP, CMAQ, Enh	\$1,499,320.00	\$2,023,507.00	
										CO Contr	\$137,432.00	Local Match	Local	LNTF	CO CO Contr 01	Local Let Match LNTF	\$1,499,320.00	\$2,023,507.00	
											\$1,236,888.00	Federal	Safety	4HJ7	CO CO Contr 01	Safety HSIP Federal	\$1,499,320.00	\$2,023,507.00	
											\$1,499,320.00								
Individual	117565	RIC SR 0603 21.18 SRTS	Along SR603 in Plymouth	Sidewalk along State Route 603 connecting Village to school campus in Richland County	Pedestrian Facilities	Pedestrian / Bicycle	Plymouth, Village of	2027	CO	CO Contr	\$16,972.00	State	State	4BC7	CO CO Contr 03	Safety	\$1,083,150.00	\$1,712,233.40	
											\$152,748.00	Federal	MPO STBG	4TA7	CO CO Contr 03	MPOs - STP, CMAQ, Enh	\$1,083,150.00	\$1,712,233.40	
											\$660,000.00	Federal	Safety	4HJ7	CO CO Contr 01	Safety HSIP Federal	\$1,083,150.00	\$1,712,233.40	
										CO Engr	\$38,430.00	Federal	MPO STBG	4TA7	CO CO Engr 03	MPOs - STP, CMAQ, Enh	\$1,083,150.00	\$1,712,233.40	
											\$60,000.00	Federal	Safety	4HJ7	CO CO Engr 01	Safety HSIP Federal	\$1,083,150.00	\$1,712,233.40	
											\$155,000.00	Federal	MPO STBG	4TA7	CO RR Remb 01	MPOs - STP, CMAQ, Enh	\$1,083,150.00	\$1,712,233.40	
										RW Acquis	\$30,000.00	State	State	4BC7	RW Acquis 01	Safety	\$356,314.20	\$1,712,233.40	
											\$100,000.00	Federal	Local Programs	4SC7	RW Acquis SRTS	Safe Route to School	\$356,314.20	\$1,712,233.40	
\$120,000.00	Federal	MPO TA	4TC7	RW Acquis 01	MPOs - STP, CMAQ, Enh	\$356,314.20	\$1,712,233.40												
											\$1,333,150.00								
Individual	117965	RIC US 0042 04.15 (Lexington)	RIC-42-4.15 to 4.35	Roadway and intersection improvements along Main St (US-42) from Frederick St (SR-546) to Castor Rd in the Village of Lexington in Richland County. Project	Roadway Improvement (Safety)	Safety	Lexington, Village of	2026	CO	CO Contr	\$50,000.00	State	State	4BC7	CO CO Contr 01	Safety	\$550,000.00	\$676,859.00	
											\$450,000.00	Federal	Safety	4HJ7	CO CO Contr 01	Safety HSIP Federal	\$550,000.00	\$676,859.00	
										CO Engr	\$5,000.00	State	Labor	LABR	CO CO Engr 01	Labor - Internal	\$550,000.00	\$676,859.00	
											\$45,000.00	Federal	Labor	LABR	CO CO Engr 01	Labor - Internal	\$550,000.00	\$676,859.00	
											\$550,000.00								

2026-2029 TIP: Highway Projects List / DRAFT 4 (3/10/2025)



Row Labels	PID	Project Name	Project Termini	Project Description	Primary Work Category	Primary Work Group	Sponsoring Agency	State Fiscal Year	Phase	Subphase	Adjusted Total Amount	Fund Type (Fed/State etc.)	STIP Fund Type	SAC Code	Fund Event Name	Capital Program Line Name	Phase Cost	Total PID Cost	TDC
Individual	118289	RIC CR 0133 02.22 (Roundabout)	Intersection approaches of CR133 (Lexington-Springmill) and TR135 (Home Road)	Convert stop-controlled intersection into single-lane roundabout at Lexington Springmill Rd (CR-133) and Home Rd (TR-135) in Richland County	Intersection Improvement (Safety)	Safety	RICHLAND COUNTY ENGINEER	2026	CO	CO Contr	\$303,166.67	Local Match	Local	LNTF	CO CO Contr 01	Local Let Match LNTF	\$4,140,166.67	\$4,810,393.67	
											\$793,500.00	Local Match	Local	LNTF	CO CO Contr 03	Local Let Match LNTF	\$4,140,166.67	\$4,810,393.67	
											\$2,728,500.00	Federal	Safety	4HU7	CO CO Contr 01	Safety HSIP Federal	\$4,140,166.67	\$4,810,393.67	
											\$63,000.00	Local Match	Local	LNTF	CO CO Engr 01	Local Let Match LNTF	\$4,140,166.67	\$4,810,393.67	
										\$252,000.00	Federal	MPO STBG	4TA7	CO CO Engr 01	MPOs - STP, CMAQ, Enh	\$4,140,166.67	\$4,810,393.67		
											\$4,140,166.67								
Individual	121168	RIC US 0042 03.22 (Lexington)	Culvert Replacements RIC US 0042 03.22	Richland County Culvert Replacement. Village of Lexington. RIC US 0042 03.22	Culvert Preservation	Preservation	ODOT SPONSORING AGENCY	2027	CO	CO Contr	\$212,000.00	Federal	MPO STBG	4TA7	CO CO Contr 01	MPOs - STP, CMAQ, Enh	\$233,200.00	\$233,200.00	
										CO Engr	\$21,200.00	Federal	MPO STBG	4TA7	CO CO Engr 01	MPOs - STP, CMAQ, Enh	\$233,200.00	\$233,200.00	
											\$233,200.00								
Individual	121396	RIC CR 0213 00.00 (Mickey Road)	Micky Road from S. Gamble Street (SR61) to Mansfield Avenue (SR39)	Reconstruction of Mickey Road in the City of Shelby from S. Gamble Street (SR61) to Mansfield Avenue (SR39), excluding the Ashland Railway Crossing. Project will include storm sewer, underdrains, curb and gutter, drive aprons, and new pavement.	Roadway Minor Rehab	Preservation	Shelby, City of	2028	CO	CO Contr	\$626,000.00	Local Match	Local	LNTF	CO CO Contr 01	Local Let Match LNTF	\$3,387,000.00	\$3,817,000.00	
											\$2,504,000.00	Federal	MPO STBG	4TA7	CO CO Contr 01	MPOs - STP, CMAQ, Enh	\$3,387,000.00	\$3,817,000.00	
											\$50,000.00	Local Match	Local	LNTF	CO CO Engr 01	Local Let Match LNTF	\$3,387,000.00	\$3,817,000.00	
											\$200,000.00	Federal	MPO STBG	4TA7	CO CO Engr 01	MPOs - STP, CMAQ, Enh	\$3,387,000.00	\$3,817,000.00	
										Oth Remb	\$1,400.00	Local Match	Local	LNTF	On-Going Services	Local Let Match LNTF	\$3,387,000.00	\$3,817,000.00	
											\$5,600.00	Federal	MPO STBG	4TA7	On-Going Services	MPOs - STP, CMAQ, Enh	\$3,387,000.00	\$3,817,000.00	
											\$33,780.00	Local Match	Local	LNTF	DD Dtl Dsgn 01	Local Let Match LNTF	\$168,900.00	\$3,817,000.00	
											\$135,120.00	Federal	MPO STBG	4TA7	DD Dtl Dsgn 01	MPOs - STP, CMAQ, Enh	\$168,900.00	\$3,817,000.00	
											\$3,555,900.00								
Individual	121720	RIC VAR OVERLAY FY2026	RIC-13-0.00 to 7.241, RIC-95-3.638 to 4.863, RIC-97-9.619 to 16.07	Asphalt Concrete Overlay without Repairs RIC-13-0.00 to 4.591, RIC-13-5.30 to 7.241 Asphalt Concrete Overlay with Repairs RIC-13-4.591 to 5.30, RIC-95-3.638 to 4.836, RIC-97-14.686 to 16.07 Fine Graded Polymer Asphalt Concrete Overlay (smoothseal) RIC-97-9.619 to 14.686	Roadway Minor Rehab	Preservation	ODOT SPONSORING AGENCY	2026	CO	CO Contr	\$6,324.00	Local Match	Local	4BG7	CO CO Contr 04	Traditional Programs Match	\$5,779,200.00	\$5,914,400.00	
											\$14,836.00	Local Match	Local	4BG7	CO CO Contr 03	Traditional Programs Match	\$5,779,200.00	\$5,914,400.00	
											\$25,296.00	Federal	MPO STBG	4TA7	CO CO Contr 04	MPOs - STP, CMAQ, Enh	\$5,779,200.00	\$5,914,400.00	
											\$41,600.00	State	State	4BC7	CO CO Contr 06	Safety	\$5,779,200.00	\$5,914,400.00	
											\$59,344.00	Federal	MPO STBG	4TA7	CO CO Contr 03	MPOs - STP, CMAQ, Enh	\$5,779,200.00	\$5,914,400.00	
											\$112,900.00	Local Match	Local	4BG7	CO CO Contr 05	Traditional Programs Match	\$5,779,200.00	\$5,914,400.00	
											\$467,120.00	State	State	4PS7	CO CO Contr 02	District Preservation (Pv & Br)	\$5,779,200.00	\$5,914,400.00	
											\$551,540.00	State	State	4PS7	CO CO Contr 01	District Preservation (Pv & Br)	\$5,779,200.00	\$5,914,400.00	
											\$1,868,480.00	Federal	Preservation	4PF7	CO CO Contr 02	District Preservation (Pv & Br)	\$5,779,200.00	\$5,914,400.00	
											\$2,206,160.00	Federal	Preservation	4PF7	CO CO Contr 01	District Preservation (Pv & Br)	\$5,779,200.00	\$5,914,400.00	
										CO Engr	\$550.00	Local Match	Labor	LABR	CO CO Engr 04	Labor - Internal	\$5,779,200.00	\$5,914,400.00	
											\$1,290.00	Local Match	Labor	LABR	CO CO Engr 03	Labor - Internal	\$5,779,200.00	\$5,914,400.00	
											\$2,200.00	Federal	MPO STBG	4TA7	CO CO Engr 04	MPOs - STP, CMAQ, Enh	\$5,779,200.00	\$5,914,400.00	
											\$5,160.00	Federal	MPO STBG	4TA7	CO CO Engr 03	MPOs - STP, CMAQ, Enh	\$5,779,200.00	\$5,914,400.00	
											\$9,000.00	Local Match	Labor	LABR	CO CO Engr 05	Labor - Internal	\$5,779,200.00	\$5,914,400.00	
\$37,360.00	State	Labor	LABR	CO CO Engr 02	Labor - Internal	\$5,779,200.00	\$5,914,400.00												

2026-2029 TIP: Highway Projects List / DRAFT 4 (3/10/2025)



Row Labels	PID	Project Name	Project Termini	Project Description	Primary Work Category	Primary Work Group	Sponsoring Agency	State Fiscal Year	Phase	Subphase	Adjusted Total Amount	Fund Type (Fed/State etc.)	STIP Fund Type	SAC Code	Fund Event Name	Capital Program Line Name	Phase Cost	Total PID Cost	TDC	
											\$44,120.00	State	Labor	LABR	CO CO Engr 01	Labor - Internal	\$5,779,200.00	\$5,914,400.00		
											\$149,440.00	Federal	Labor	LABR	CO CO Engr 02	Labor - Internal	\$5,779,200.00	\$5,914,400.00		
											\$176,480.00	Federal	Labor	LABR	CO CO Engr 01	Labor - Internal	\$5,779,200.00	\$5,914,400.00		
											\$5,779,200.00									
Individual	NO-TIP	RIC-Shelby-Ontario Road				Pedestrian Facilities	City of Ontario	2029			\$497,664.00									
Individual	NO-TIP	Tucker Avenue and Gamble				Intersection Improvement	City of Shelby	2029			\$475,200.00									
Individual Total											\$23,343,855.47									
Grand Total											\$75,425,667.53									

2026-2029 TIP: Transit Projects List / DRAFT4 (3/10/2025)



Row Labels	PID	PID-Ph	Project Name	ALI	ALI Description	Scope	Scope Description	State Fiscal Year	Phase	Subphase Name	SAC	Fund Type	SUM Total Amount (with TDC)	Fund Type (F, S, B, O)	Capital Program	Total Project Cost	TDC		
Group	118283	118283-TRN	5310 - SFY2026 ODOT Administered	11.12.15	Buy Replacements - Vans	111-00	Bus Rolling Stock	2026	TRN	Transit Subaward	LNTP	LNTP	\$46,656.81	Local Match	Local Let	\$11,821,765.99			
											TESS	5310/SPRU	\$186,627.25	Federal	Public Transportation	\$11,821,765.99			
	2026 Planning Total													\$233,284.06					
	118284	118284-TRN	5310 - SFY2027 ODOT Administered	11.12.15	Buy Replacements - Vans	111-00	Bus Rolling Stock	2027	TRN	Transit Subaward	LNTP	LNTP	\$47,536.75	Local Match	Local Let	\$12,055,387.61			
											TESS	5310/SPRU	\$190,146.99	Federal	Public Transportation	\$12,055,387.61			
	2027 Planning Total													\$237,683.74					
	123296	123296-TRN	5310 - SFY2028 ODOT Administered	11.12.15	Buy Replacements - Vans	111-00	Bus Rolling Stock	2028	TRN	Transit Subaward	LNTP	LNTP	\$47,536.75	Local Match	Local Let	\$12,055,387.41			
											TESS	(blank)	\$190,146.99	Federal	Public Transportation	\$12,055,387.41			
	2028 Planning Total													\$237,683.74					
	123302	123302-TRN	5310 - SFY2029 ODOT Administered	11.12.15	Buy Replacements - Vans	111-00	Bus Rolling Stock	2029	TRN	Transit Subaward	LNTP	LNTP	\$47,536.75	Local Match	Local Let	\$12,055,387.41			
											TESS	(blank)	\$190,146.99	Federal	Public Transportation	\$12,055,387.41			
	2029 Planning Total													\$237,683.74					
	Individual	118355	118355-TRN	RCTB 2026 Transit Projects	11.12.04	Buy Replacements - Bus < 30 FT	111-00	Bus Rolling Stock	2026	TRN	Transit Subaward	LNTP	LNTP	\$37,500.00	Local Match	Local Let	\$2,732,500.00		
													FTAD	5307	\$150,000.00	Federal Transit Direct	Federal Transit Direct	\$2,732,500.00	
11.31.02					Engineering & Design - Bus Station	113-00	Bus Stations/ Stops / Terminals	2026	TRN	Transit Subaward	LNTP	LNTP	\$500.00	Local Match	Local Let	\$2,732,500.00			
													FTAD	5307	\$2,000.00	Federal Transit Direct	Federal Transit Direct	\$2,732,500.00	
11.34.02					Rehab / Renovation - Bus Station	113-00	Bus Stations/ Stops / Terminals	2026	TRN	Transit Subaward	LNTP	LNTP	\$2,500.00	Local Match	Local Let	\$2,732,500.00			
													FTAD	5307	\$10,000.00	Federal Transit Direct	Federal Transit Direct	\$2,732,500.00	
11.41.03					Engineering & Design - Admin / Maint Facility	114-00	Bus Support Equip / Facilities	2026	TRN	Transit Subaward	LNTP	LNTP	\$750.00	Local Match	Local Let	\$2,732,500.00			
													FTAD	5307	\$3,000.00	Federal Transit Direct	Federal Transit Direct	\$2,732,500.00	
11.42.11					Acquisition - Support Vehicles	114-00	Bus Support Equip / Facilities	2026	TRN	Transit Subaward	LNTP	LNTP	\$6,250.00	Local Match	Local Let	\$2,732,500.00			
													FTAD	5307	\$25,000.00	Federal Transit Direct	Federal Transit Direct	\$2,732,500.00	
11.44.03					Rehab / Renovation - Admin / Maint Facility	114-00	Bus Support Equip / Facilities	2026	TRN	Transit Subaward	LNTP	LNTP	\$6,250.00	Local Match	Local Let	\$2,732,500.00			
									FTAD	5307	\$25,000.00	Federal Transit Direct	Federal Transit Direct	\$2,732,500.00					
11.7A.00	Other Capital Items (Bus - Preventive Maintenance)	117-00	Other Capital Items (Bus)	2026	TRN	Transit Subaward	LNTP	LNTP	\$120,000.00	Local Match	Local Let	\$2,732,500.00							
									FTAD	5307	\$480,000.00	Federal Transit Direct	Federal Transit Direct	\$2,732,500.00					
11.7C.00	Other Capital Items (Bus - Non Fixed Route ADA Paratransit)	117-00	Other Capital Items (Bus)	2026	TRN	Transit Subaward	LNTP	LNTP	\$67,500.00	Local Match	Local Let	\$2,732,500.00							
									FTAD	5307	\$270,000.00	Federal Transit Direct	Federal Transit Direct	\$2,732,500.00					
11.92.08	Acquisition - Signage	119-00	Bus Associated Transit Enhancements	2026	TRN	Transit Subaward	LNTP	LNTP	\$2,500.00	Local Match	Local Let	\$2,732,500.00							
									FTAD	5307	\$10,000.00	Federal Transit Direct	Federal Transit Direct	\$2,732,500.00					

2026-2029 TIP: Transit Projects List / DRAFT4 (3/10/2025)



Row Labels	PID	PID-Ph	Project Name	ALI	ALI Description	Scope	Scope Description	State Fiscal Year	Phase	Subphase Name	SAC	Fund Type	SUM Total Amount (with TDC)	Fund Type (F, S, B, O)	Capital Program	Total Project Cost	TDC
				30.09.01	Operating Assistance up to 50% Federal Share	300-00	Operating Assistance	2026	TRN	Transit Subaward	LNTP	LNTP	\$180,000.00	Local Match	Local Let	\$2,732,500.00	
											4TT7	GRF	\$400,000.00	General Revenue	Public Transit Assistance	\$2,732,500.00	
											FTAD	5307	\$580,000.00	Federal Transit Direct	Federal Transit Direct	\$2,732,500.00	
				44.24.00	Short Range Transportation Planning	442-00	Metropolitan Planning	2026	TRN	Transit Subaward	LNTP	LNTP	\$41,250.00	Local Match	Local Let	\$2,732,500.00	
											FTAD	5307	\$165,000.00	Federal Transit Direct	Federal Transit Direct	\$2,732,500.00	
				44.26.13	Participation of Transit Operators in Metropolitan	442-00	Metropolitan Planning	2026	TRN	Transit Subaward	LNTP	LNTP	\$27,500.00	Local Match	Local Let	\$2,732,500.00	
											FTAD	5307	\$110,000.00	Federal Transit Direct	Federal Transit Direct	\$2,732,500.00	
				44.27.00	Other Activities	442-00	Metropolitan Planning	2026	TRN	Transit Subaward	LNTP	LNTP	\$2,000.00	Local Match	Local Let	\$2,732,500.00	
											FTAD	5307	\$8,000.00	Federal Transit Direct	Federal Transit Direct	\$2,732,500.00	
2026 Richland County Transit Board													\$2,732,500.00				
Individual	118359	118359-TRN	RCTB 2027 Transit Projects	11.12.04	Buy Replacements - Bus < 30 FT	111-00	Bus Rolling Stock	2027	TRN	Transit Subaward	LNTP	LNTP	\$37,500.00	Local Match	Local Let	\$2,732,500.00	
											FTAD	5307	\$150,000.00	Federal Transit Direct	Federal Transit Direct	\$2,732,500.00	
				11.31.02	Engineering & Design - Bus Station	113-00	Bus Stations/ Stops / Terminals	2027	TRN	Transit Subaward	LNTP	LNTP	\$500.00	Local Match	Local Let	\$2,732,500.00	
											FTAD	5307	\$2,000.00	Federal Transit Direct	Federal Transit Direct	\$2,732,500.00	
				11.34.02	Rehab / Renovation - Bus Station	113-00	Bus Stations/ Stops / Terminals	2027	TRN	Transit Subaward	LNTP	LNTP	\$4,500.00	Local Match	Local Let	\$2,732,500.00	
											FTAD	5307	\$18,000.00	Federal Transit Direct	Federal Transit Direct	\$2,732,500.00	
				11.41.03	Engineering & Design - Admin / Maint Facility	114-00	Bus Support Equip / Facilities	2027	TRN	Transit Subaward	LNTP	LNTP	\$1,250.00	Local Match	Local Let	\$2,732,500.00	
											FTAD	5307	\$5,000.00	Federal Transit Direct	Federal Transit Direct	\$2,732,500.00	
				11.44.03	Rehab / Renovation - Admin / Maint Facility	114-00	Bus Support Equip / Facilities	2027	TRN	Transit Subaward	LNTP	LNTP	\$10,000.00	Local Match	Local Let	\$2,732,500.00	
											FTAD	5307	\$40,000.00	Federal Transit Direct	Federal Transit Direct	\$2,732,500.00	
				11.44.20	Rehab / Renovation - Miscellaneous Equipment	114-00	Bus Support Equip / Facilities	2027	TRN	Transit Subaward	LNTP	LNTP	\$2,500.00	Local Match	Local Let	\$2,732,500.00	
											FTAD	5307	\$10,000.00	Federal Transit Direct	Federal Transit Direct	\$2,732,500.00	
				11.7A.00	Other Capital Items (Bus - Preventive Maintenance)	117-00	Other Capital Items (Bus)	2027	TRN	Transit Subaward	LNTP	LNTP	\$120,000.00	Local Match	Local Let	\$2,732,500.00	
											FTAD	5307	\$480,000.00	Federal Transit Direct	Federal Transit Direct	\$2,732,500.00	
				11.7C.00	Other Capital Items (Bus - Non Fixed Route ADA Paratransit)	117-00	Other Capital Items (Bus)	2027	TRN	Transit Subaward	LNTP	LNTP	\$67,500.00	Local Match	Local Let	\$2,732,500.00	
											FTAD	5307	\$270,000.00	Federal Transit Direct	Federal Transit Direct	\$2,732,500.00	
				30.09.01	Operating Assistance up to 50% Federal Share	300-00	Operating Assistance	2027	TRN	Transit Subaward	LNTP	LNTP	\$180,000.00	Local Match	Local Let	\$2,732,500.00	
											4TT7	GRF	\$400,000.00	General Revenue	Public Transit Assistance	\$2,732,500.00	
											FTAD	5307	\$580,000.00	Federal Transit Direct	Federal Transit Direct	\$2,732,500.00	
				44.24.00	Short Range	442-00	Metropolitan Planning	2027	TRN	Transit	LNTP	LNTP	\$41,250.00	Local Match	Local Let	\$2,732,500.00	

2026-2029 TIP: Transit Projects List / DRAFT4 (3/10/2025)



Row Labels	PID	PID-Ph	Project Name	ALI	ALI Description	Scope	Scope Description	State Fiscal Year	Phase	Subphase Name	SAC	Fund Type	SUM Total Amount (with TDC)	Fund Type (F, S, B, O)	Capital Program	Total Project Cost	TDC
				44.24.00	Transportation Planning	442-00	Metropolitan Planning	2027	TRN	Subaward	FTAD	5307	\$165,000.00	Federal Transit Direct	Federal Transit Direct	\$2,732,500.00	
				44.26.13	Participation of Transit Operators in Metropolitan	442-00	Metropolitan Planning	2027	TRN	Transit Subaward	LNTF	LNTF	\$27,500.00	Local Match	Local Let	\$2,732,500.00	
											FTAD	5307	\$110,000.00	Federal Transit Direct	Federal Transit Direct	\$2,732,500.00	
				44.27.00	Other Activities	442-00	Metropolitan Planning	2027	TRN	Transit Subaward	LNTF	LNTF	\$2,000.00	Local Match	Local Let	\$2,732,500.00	
											FTAD	5307	\$8,000.00	Federal Transit Direct	Federal Transit Direct	\$2,732,500.00	
2027 Richland County Transit Board													\$2,732,500.00				
Individual	122568	122568-TRN	S2028 RCTB Transit Projects	11.12.04	Buy Replacements - Bus < 30 FT	111-00	Bus Rolling Stock	2028	TRN	Transit Subaward	LNTF	LNTF	\$37,500.00	Local Match	Local Let	\$2,732,500.00	
											FTAD	5307	\$150,000.00	Federal Transit Direct	Federal Transit Direct	\$2,732,500.00	
				11.31.02	Engineering & Design - Bus Station	113-00	Bus Stations/ Stops / Terminals	2028	TRN	Transit Subaward	LNTF	LNTF	\$500.00	Local Match	Local Let	\$2,732,500.00	
											FTAD	5307	\$2,000.00	Federal Transit Direct	Federal Transit Direct	\$2,732,500.00	
				11.34.02	Rehab / Renovation - Bus Station	113-00	Bus Stations/ Stops / Terminals	2028	TRN	Transit Subaward	LNTF	LNTF	\$4,500.00	Local Match	Local Let	\$2,732,500.00	
											FTAD	5307	\$18,000.00	Federal Transit Direct	Federal Transit Direct	\$2,732,500.00	
				11.41.03	Engineering & Design - Admin / Maint Facility	114-00	Bus Support Equip / Facilities	2028	TRN	Transit Subaward	LNTF	LNTF	\$1,250.00	Local Match	Local Let	\$2,732,500.00	
											FTAD	5307	\$5,000.00	Federal Transit Direct	Federal Transit Direct	\$2,732,500.00	
				11.44.03	Rehab / Renovation - Admin / Maint Facility	114-00	Bus Support Equip / Facilities	2028	TRN	Transit Subaward	LNTF	LNTF	\$12,500.00	Local Match	Local Let	\$2,732,500.00	
											FTAD	5307	\$50,000.00	Federal Transit Direct	Federal Transit Direct	\$2,732,500.00	
				11.7A.00	Other Capital Items (Bus - Preventive Maintenance)	117-00	Other Capital Items (Bus	2028	TRN	Transit Subaward	LNTF	LNTF	\$120,000.00	Local Match	Local Let	\$2,732,500.00	
											FTAD	5307	\$480,000.00	Federal Transit Direct	Federal Transit Direct	\$2,732,500.00	
				11.7C.00	Other Capital Items (Bus - Non Fixed Route ADA Paratransit)	117-00	Other Capital Items (Bus	2028	TRN	Transit Subaward	LNTF	LNTF	\$67,500.00	Local Match	Local Let	\$2,732,500.00	
											FTAD	5307	\$270,000.00	Federal Transit Direct	Federal Transit Direct	\$2,732,500.00	
				30.09.01	Operating Assistance up to 50% Federal Share	300-00	Operating Assistance	2028	TRN	Transit Subaward	LNTF	LNTF	\$180,000.00	Local Match	Local Let	\$2,732,500.00	
											4TT7	GRF	\$400,000.00	General Revenue	Public Transit Assistance	\$2,732,500.00	
											FTAD	5307	\$580,000.00	Federal Transit Direct	Federal Transit Direct	\$2,732,500.00	
				44.24.00	Short Range Transportation Planning	442-00	Metropolitan Planning	2028	TRN	Transit Subaward	LNTF	LNTF	\$41,250.00	Local Match	Local Let	\$2,732,500.00	
											FTAD	5307	\$165,000.00	Federal Transit Direct	Federal Transit Direct	\$2,732,500.00	
				44.26.13	Participation of Transit Operators in Metropolitan	442-00	Metropolitan Planning	2028	TRN	Transit Subaward	LNTF	LNTF	\$27,500.00	Local Match	Local Let	\$2,732,500.00	
											FTAD	5307	\$110,000.00	Federal Transit Direct	Federal Transit Direct	\$2,732,500.00	
				44.27.00	Other Activities	442-00	Metropolitan Planning	2028	TRN	Transit Subaward	LNTF	LNTF	\$2,000.00	Local Match	Local Let	\$2,732,500.00	
											FTAD	5307	\$8,000.00	Federal Transit Direct	Federal Transit Direct	\$2,732,500.00	
2028 Richland County Transit Board													\$2,732,500.00				

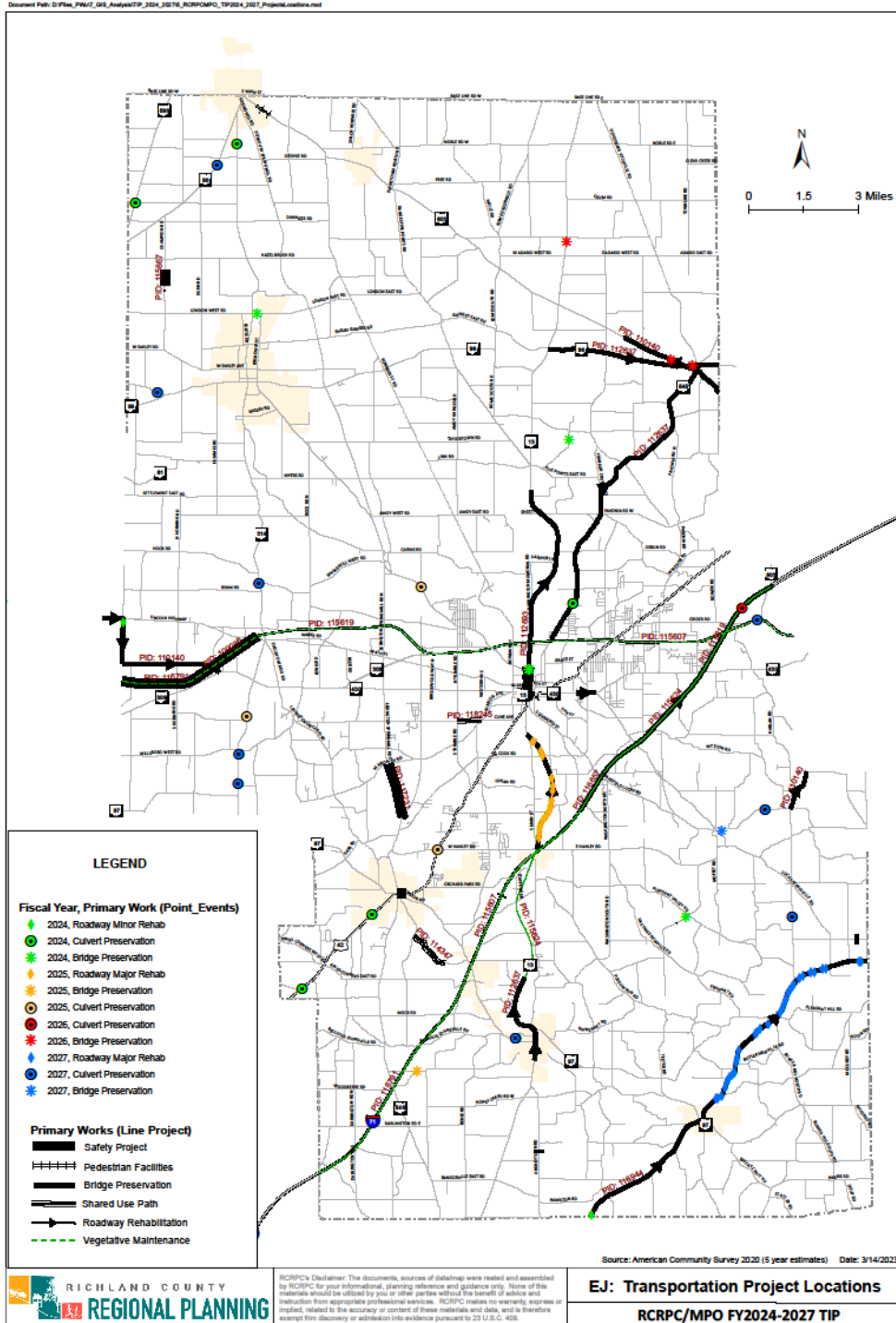
2026-2029 TIP: Transit Projects List / DRAFT4 (3/10/2025)



Row Labels	PID	PID-Ph	Project Name	ALI	ALI Description	Scope	Scope Description	State Fiscal Year	Phase	Subphase Name	SAC	Fund Type	SUM Total Amount (with TDC)	Fund Type (F, S, B, O)	Capital Program	Total Project Cost	TDC
Individual	122569	122569-TRN	S2029 RCTB Transit Projects	11.12.04	Buy Replacements - Bus < 30 FT	111-00	Bus Rolling Stock	2029	TRN	Transit Subaward	LNTP	LNTP	\$37,500.00	Local Match	Local Let	\$2,732,500.00	
											FTAD	5307	\$150,000.00	Federal Transit Direct	Federal Transit Direct	\$2,732,500.00	
				11.31.02	Engineering & Design - Bus Station	113-00	Bus Stations/ Stops / Terminals	2029	TRN	Transit Subaward	LNTP	LNTP	\$500.00	Local Match	Local Let	\$2,732,500.00	
											FTAD	5307	\$2,000.00	Federal Transit Direct	Federal Transit Direct	\$2,732,500.00	
				11.34.02	Rehab / Renovation - Bus Station	113-00	Bus Stations/ Stops / Terminals	2029	TRN	Transit Subaward	LNTP	LNTP	\$4,500.00	Local Match	Local Let	\$2,732,500.00	
											FTAD	5307	\$18,000.00	Federal Transit Direct	Federal Transit Direct	\$2,732,500.00	
				11.41.03	Engineering & Design - Admin / Maint Facility	114-00	Bus Support Equip / Facilities	2029	TRN	Transit Subaward	LNTP	LNTP	\$1,250.00	Local Match	Local Let	\$2,732,500.00	
											FTAD	5307	\$5,000.00	Federal Transit Direct	Federal Transit Direct	\$2,732,500.00	
				11.44.03	Rehab / Renovation - Admin / Maint Facility	114-00	Bus Support Equip / Facilities	2029	TRN	Transit Subaward	LNTP	LNTP	\$12,500.00	Local Match	Local Let	\$2,732,500.00	
											FTAD	5307	\$50,000.00	Federal Transit Direct	Federal Transit Direct	\$2,732,500.00	
				11.7A.00	Other Capital Items (Bus - Preventive Maintenance)	117-00	Other Capital Items (Bus)	2029	TRN	Transit Subaward	LNTP	LNTP	\$120,000.00	Local Match	Local Let	\$2,732,500.00	
											FTAD	5307	\$480,000.00	Federal Transit Direct	Federal Transit Direct	\$2,732,500.00	
				11.7C.00	Other Capital Items (Bus - Non Fixed Route ADA Paratransit)	117-00	Other Capital Items (Bus)	2029	TRN	Transit Subaward	LNTP	LNTP	\$67,500.00	Local Match	Local Let	\$2,732,500.00	
											FTAD	5307	\$270,000.00	Federal Transit Direct	Federal Transit Direct	\$2,732,500.00	
30.09.01	Operating Assistance up to 50% Federal Share	300-00	Operating Assistance	2029	TRN	Transit Subaward	LNTP	LNTP	\$180,000.00	Local Match	Local Let	\$2,732,500.00					
							4TT7	GRF	\$400,000.00	General Revenue	Public Transit Assistance	\$2,732,500.00					
							FTAD	5307	\$580,000.00	Federal Transit Direct	Federal Transit Direct	\$2,732,500.00					
44.24.00	Short Range Transportation Planning	442-00	Metropolitan Planning	2029	TRN	Transit Subaward	LNTP	LNTP	\$41,250.00	Local Match	Local Let	\$2,732,500.00					
							FTAD	5307	\$165,000.00	Federal Transit Direct	Federal Transit Direct	\$2,732,500.00					
44.26.13	Participation of Transit Operators in Metropolitan	442-00	Metropolitan Planning	2029	TRN	Transit Subaward	LNTP	LNTP	\$27,500.00	Local Match	Local Let	\$2,732,500.00					
							FTAD	5307	\$110,000.00	Federal Transit Direct	Federal Transit Direct	\$2,732,500.00					
44.27.00	Other Activities	442-00	Metropolitan Planning	2029	TRN	Transit Subaward	LNTP	LNTP	\$2,000.00	Local Match	Local Let	\$2,732,500.00					
							FTAD	5307	\$8,000.00	Federal Transit Direct	Federal Transit Direct	\$2,732,500.00					
2029 Richland County Transit Board													\$2,732,500.00				
Individual Total													\$10,930,000.00				
Grand Total													\$11,876,335.28				

Project Map:

The following maps illustrate the locations of the projects from the tables above.



Sum of Highway STIP Work Category Estimates for RCRPC Region

RCRPC	2026	2027	2028	2029	2026-2029 Total
RI03	Estimate	Estimate	Estimate	Estimate	Estimate
Work Category Group					
Expansion	\$ -	\$ -	\$ -	\$ -	\$ -
Facilities / Properties	\$ -	\$ -	\$ -	\$ -	\$ -
Jobs & Commerce	\$ -	\$ -	\$ -	\$ -	\$ -
Maintenance	\$ 5,484,200	\$ 2,562,500	\$ 2,989,000	\$ 2,777,500	\$ 13,813,200
Operations	\$ -	\$ -	\$ -	\$ -	\$ -
Other Modes	\$ -	\$ -	\$ -	\$ -	\$ -
Pedestrian / Bicycle	\$ 318,961	\$ 2,609,244	\$ -	\$ -	\$ 2,928,205
Preservation	\$ 40,858,108	\$ 44,886,248	\$ 24,086,887	\$ 2,600,493	\$ 112,431,736
Rail	\$ -	\$ -	\$ -	\$ -	\$ -
Safety	\$ 10,341,996	\$ 6,037,820	\$ 4,450,000	\$ 9,822,000	\$ 30,651,816
Studies / Tasks	\$ -	\$ 200,000	\$ 200,000	\$ -	\$ 400,000
Transit	\$ -	\$ -	\$ -	\$ -	\$ -
Total	\$ 57,003,265	\$ 56,295,812	\$ 31,725,887	\$ 15,199,993	\$ 160,224,957

RCRPC	2026	2027	2028	2029	2026-2029
	Estimate	Estimate	Estimate	Estimate	Total Estimate
Primary Work Category					
Add Through Lane(s)	\$ -	\$ -	\$ -	\$ -	\$ -
Asset Inventory / Inspection	\$ -	\$ -	\$ -	\$ -	\$ -
Bike Facility	\$ -	\$ -	\$ -	\$ -	\$ -
Bridge / Culvert Maintenance	\$ -	\$ -	\$ -	\$ -	\$ -
Bridge Expansion	\$ -	\$ -	\$ -	\$ -	\$ -
Bridge Preservation	\$ 1,621,600	\$ 6,733,573	\$ 6,107,313	\$ 550,000	\$ 15,012,486
Building / Facility Improvement	\$ -	\$ -	\$ -	\$ -	\$ -
Culvert Preservation	\$ 263,500	\$ 1,135,700	\$ 550,000	\$ 2,050,493	\$ 3,999,693
Development Activities (Jobs & Commerce)	\$ -	\$ -	\$ -	\$ -	\$ -
Drainage System Maintenance	\$ -	\$ -	\$ -	\$ -	\$ -
Emission Reduction	\$ -	\$ -	\$ -	\$ -	\$ -
Enhanced Crossing	\$ -	\$ -	\$ -	\$ -	\$ -
Environmental Mitigation	\$ -	\$ -	\$ -	\$ -	\$ -
Environmental Services	\$ -	\$ -	\$ -	\$ -	\$ -
Fencing	\$ -	\$ -	\$ -	\$ -	\$ -
General Engineering	\$ -	\$ -	\$ -	\$ -	\$ -
Geologic Maintenance / Slide Repair	\$ -	\$ -	\$ -	\$ -	\$ -
Geotechnical Services	\$ -	\$ 200,000	\$ 200,000	\$ -	\$ 400,000
Guardrail / Roadside Maintenance	\$ 915,000	\$ 915,000	\$ 909,500	\$ 990,000	\$ 3,729,500
Interchange Expansion	\$ -	\$ -	\$ -	\$ -	\$ -
Interchange Improvement (Safety)	\$ -	\$ -	\$ -	\$ -	\$ -
Intersection Expansion	\$ -	\$ -	\$ -	\$ -	\$ -
Intersection Improvement (Safety)	\$ 5,261,996	\$ 500,000	\$ 600,000	\$ 5,972,000	\$ 12,333,996
Landscaping / Aesthetics	\$ -	\$ -	\$ -	\$ -	\$ -
Lighting (Safety)	\$ -	\$ -	\$ -	\$ -	\$ -
Maintenance Contracts (Non-Let.)	\$ -	\$ -	\$ -	\$ -	\$ -
Miscellaneous	\$ -	\$ -	\$ -	\$ -	\$ -
New Building/ Facility	\$ -	\$ -	\$ -	\$ -	\$ -
New Roadway	\$ -	\$ -	\$ -	\$ -	\$ -
New Roadway (Jobs & Commerce)	\$ -	\$ -	\$ -	\$ -	\$ -
Noise Wall	\$ -	\$ -	\$ -	\$ -	\$ -
Other Building / Facility Work	\$ -	\$ -	\$ -	\$ -	\$ -
Other Studies/ Tasks	\$ -	\$ -	\$ -	\$ -	\$ -
Parks	\$ -	\$ -	\$ -	\$ -	\$ -
Pavement Maintenance	\$ 3,720,200	\$ 440,000	\$ 440,000	\$ -	\$ 4,600,200
Pavement Treatments (Safety)	\$ -	\$ -	\$ -	\$ -	\$ -
Ped/Bike Non-Infrastructure	\$ -	\$ -	\$ -	\$ -	\$ -
Pedestrian Facilities	\$ 250,000	\$ 1,083,150	\$ -	\$ -	\$ 1,333,150
Preliminary Development Tasks	\$ -	\$ -	\$ -	\$ -	\$ -
Railroad Crossing Protection	\$ -	\$ -	\$ -	\$ -	\$ -
Railroad Grade Separation	\$ -	\$ -	\$ -	\$ -	\$ -
Railroad Improvements & Rehabilitation	\$ -	\$ -	\$ -	\$ -	\$ -
Rest Area	\$ -	\$ -	\$ -	\$ -	\$ -
Roadside / Median Improvement (Safety)	\$ -	\$ -	\$ -	\$ -	\$ -
Roadway Improvement (Jobs & Commerce)	\$ -	\$ -	\$ -	\$ -	\$ -
Roadway Improvement (Safety)	\$ 675,000	\$ 1,374,320	\$ -	\$ -	\$ 2,049,320
Roadway Major Rehab	\$ 22,420,408	\$ 10,807,821	\$ 9,612,000	\$ -	\$ 42,840,229
Roadway Minor Rehab	\$ 16,552,600	\$ 26,209,154	\$ 7,817,574	\$ -	\$ 50,579,328
Safety Related Studies	\$ -	\$ -	\$ -	\$ -	\$ -
Shared Use Path	\$ 68,961	\$ 1,526,094	\$ -	\$ -	\$ 1,595,055
Signal Installation (Jobs & Commerce)	\$ -	\$ -	\$ -	\$ -	\$ -
Statewide / Regional Planning	\$ -	\$ -	\$ -	\$ -	\$ -
Surveying	\$ -	\$ -	\$ -	\$ -	\$ -
Traffic Control (Safety)	\$ 4,405,000	\$ 4,163,500	\$ 3,850,000	\$ 3,850,000	\$ 16,268,500
Traffic Control Maintenance	\$ 275,000	\$ 522,500	\$ 275,000	\$ 330,000	\$ 1,402,500
Transit	\$ -	\$ -	\$ -	\$ -	\$ -
Transport System Mgmt and Ops (TSMO)	\$ -	\$ -	\$ -	\$ -	\$ -
Vegetative Maintenance	\$ 574,000	\$ 685,000	\$ 1,364,500	\$ 1,457,500	\$ 4,081,000
Total	\$57,003,265	\$ 56,295,812	\$31,725,887	\$ 15,199,993	\$160,224,957

Summary of 2026-2029 Transit TIP Estimates for the RCRPC Retion

STIP Year	2026	2027	2028	2029
STIP Fund Type	Total	Total	Total	Total
	Estimate	Estimate	Estimate	Estimate
Non-ODOT Administered Federal				
5309 (Non-ODOT)	\$ -	\$ -	\$ -	\$ -
5339 (Non-ODOT)	\$ -	\$ -	\$ -	\$ -
5307	\$1,838,000	\$1,838,000	\$1,838,000	\$1,838,000
5337	\$ -	\$ -	\$ -	\$ -
5310 (Non-ODOT)	\$ -	\$ -	\$ -	\$ -
Total	\$1,838,000	\$1,838,000	\$1,838,000	\$1,838,000
ODOT Administered Federal				
5310 Small Urban / Rural (ODOT)	\$186,627	\$190,147	\$ -	\$ -
Total	\$186,627	\$190,147	\$ -	\$ -
Flex Fund Transfer				
MPO CMAQ	\$ -	\$ -	\$ -	\$ -
MPO CRP	\$ -	\$ -	\$ -	\$ -
MPO CRRSAA	\$ -	\$ -	\$ -	\$ -
MPO STBG	\$ -	\$ -	\$ -	\$ -
MPO TA	\$ -	\$ -	\$ -	\$ -
Total	\$ -	\$ -	\$ -	\$ -
Other Funds				
State	\$400,000	\$400,000	\$400,000	\$400,000
Local	\$541,157	\$542,037	\$542,037	\$542,037
Total	\$941,157	\$942,037	\$942,037	\$942,037

Chapter 9

FISCAL CONSTRAINT ANALYSIS

For a project to be included in the TIP, per federal regulations, reasonable fiscal constraint must be maintained. Fiscal constraint is achieved by keeping estimated transportation improvements within reasonably anticipated budgets. Richland County Regional Planning Commission affirms that its SFY 2026 - 2029 TIP meets all fiscal constraint requirements. The ODOT STIP addresses the fiscal constraint for projects included in the TIP that are financed with ODOT controlled funding sources.

The tables below provide an overview of the estimated revenues and expenditures for the Richland County Regional Planning Commission region for the SFY 2026 - 2029 TIP period.

Highway TIP Fiscal Constraint for RCRPC Region													
STIP Year	2025	2026			2027			2028			2029		
STIP Fund Type	Carry Forward	Individual			Individual			Individual			Individual		
		Budget	Estimate	Cumulative Balance	Budget	Estimate	Cumulative Balance	Budget	Estimate	Cumulative Balance	Budget	Estimate	Cumulative Balance
Local Programs	\$ -	\$100,000	\$100,000	\$ -	\$ -	\$ -	\$ -	\$ -	\$ -	\$ -	\$ -	\$ -	\$ -
MPO CRP	\$180,787	\$153,905	\$ -	\$334,692	\$153,905	\$210,000	\$278,597	\$153,905	\$ -	\$432,502	\$153,905	\$ -	\$586,407
MPO CRRSAA	\$ -	\$ -	\$ -	\$ -	\$ -	\$ -	\$ -	\$ -	\$ -	\$ -	\$ -	\$ -	\$ -
MPO STBG	\$120,821	\$998,284	\$643,120	\$475,985	\$1,503,284	\$2,038,778	(\$59,509)	\$1,503,284	\$2,709,600	(\$1,265,825)	\$1,503,284	\$ -	\$237,459
MPO TA	\$144,771	\$150,777	\$182,065	\$113,483	\$150,777	\$5,260	\$259,001	\$150,777	\$ -	\$409,778	\$150,777	\$ -	\$560,555
Other	\$ -	\$ -	\$ -	\$ -	\$ -	\$ -	\$ -	\$ -	\$ -	\$ -	\$ -	\$ -	\$ -
Preservation	\$ -	\$4,074,640	\$4,074,640	\$ -	\$ -	\$ -	\$ -	\$ -	\$ -	\$ -	\$ -	\$ -	\$ -
Rail	\$ -	\$ -	\$ -	\$ -	\$ -	\$ -	\$ -	\$ -	\$ -	\$ -	\$ -	\$ -	\$ -
Safety	\$ -	\$3,178,500	\$3,178,500	\$ -	\$1,956,888	\$1,956,888	\$ -	\$ -	\$ -	\$ -	\$ -	\$ -	\$ -
Total	\$446,379	\$8,656,106	\$8,178,325	\$924,160	\$3,764,854	\$4,210,926	\$478,089	\$1,807,966	\$2,709,600	(\$423,545)	\$1,807,966	\$ -	\$1,384,421
Estimate to Budget (%)			94%	Save for 2027		112%	Save for 2028		150%	Move some to 2029			

Highway STIP Fiscal Constraint for RCRPC Region with Group Budget													
STIP Year	2025	2026			2027			2028			2029		
STIP Fund Type	Carry Forward	Total			Total			Total			Total		
		Budget	Estimate	Cumulative Balance	Budget	Estimate	Cumulative Balance	Budget	Estimate	Cumulative Balance	Budget	Estimate	Cumulative Balance
Local Programs	\$ -	\$233,000	\$233,000	\$ -	\$4,106,733	\$4,106,733	\$ -	\$ -	\$ -	\$ -	\$ -	\$ -	\$ -
Major Programs	\$ -	\$6,000,000	\$6,000,000	\$ -	\$8,019,081	\$8,019,081	\$ -	\$7,120,000	\$7,120,000	\$ -	\$ -	\$ -	\$ -
MPO CRP	\$180,787	\$153,905	\$ -	\$334,692	\$153,905	\$210,000	\$278,597	\$153,905	\$ -	\$432,502	\$153,905	\$ -	\$586,407
MPO STBG	\$120,821	\$998,284	\$643,120	\$475,985	\$1,503,284	\$2,038,778	(\$59,509)	\$1,503,284	\$2,709,600	(\$1,265,825)	\$1,503,284	\$ -	\$237,459
MPO TA	\$144,771	\$ -	\$182,065	(\$37,294)	\$ -	\$5,260	(\$42,553)	\$ -	\$ -	(\$42,553)	\$ -	\$ -	(\$42,553)
Other	\$ -	\$400,000	\$400,000	\$ -	\$ -	\$ -	\$ -	\$ -	\$ -	\$ -	\$ -	\$ -	\$ -
Preservation	\$ -	\$19,510,979	\$19,510,979	\$ -	\$19,047,427	\$19,047,427	\$ -	\$8,117,771	\$8,117,771	\$ -	\$1,818,400	\$1,818,400	\$ -
Rail	\$ -	\$80,000	\$80,000	\$ -	\$ -	\$ -	\$ -	\$ -	\$ -	\$ -	\$ -	\$ -	\$ -
Safety	\$ -	\$12,568,602	\$12,568,602	\$ -	\$2,928,388	\$2,928,388	\$ -	\$600,000	\$600,000	\$ -	\$5,210,000	\$5,210,000	\$ -
Total	\$446,379	\$39,944,770	\$39,617,766	\$773,383	\$35,758,818	\$36,355,666	\$176,535	\$17,494,960	\$18,547,371	(\$875,876)	\$8,685,589	\$7,028,400	\$781,313
Estimate to Budget (%)			99%			102%			106%			81%	

Transit TIP Fiscal Constraint For RCRPC Region

STIP Year	\$2,025	2026			2027			2028			2029		
STIP Fund Type	Carry Forward	Total			Total			Total			Total		
		Budget	Estimate	Cumulative Balance	Budget	Estimate	Cumulative Balance	Budget	Estimate	Cumulative Balance	Budget	Estimate	Cumulative Balance
Non-ODOT Administered Federal Funds													
5309 (Non-ODOT)	\$ -	\$ -	\$ -	\$ -	\$ -	\$ -	\$ -	\$ -	\$ -	\$ -	\$ -	\$ -	\$ -
5339 (Non-ODOT)	\$ -	\$ -	\$ -	\$ -	\$ -	\$ -	\$ -	\$ -	\$ -	\$ -	\$ -	\$ -	\$ -
\$5,307	\$ -	\$ -	\$1,838,000	(\$1,838,000)	\$ -	\$1,838,000	(\$3,676,000)	\$ -	\$1,838,000	(\$5,514,000)	\$ -	\$1,838,000	(\$7,352,000)
\$5,337	\$ -	\$ -	\$ -	\$ -	\$ -	\$ -	\$ -	\$ -	\$ -	\$ -	\$ -	\$ -	\$ -
5310 (Non-ODOT)	\$ -	\$ -	\$ -	\$ -	\$ -	\$ -	\$ -	\$ -	\$ -	\$ -	\$ -	\$ -	\$ -
Total	\$ -	\$ -	\$1,838,000	(\$1,838,000)	\$ -	\$1,838,000	(\$3,676,000)	\$ -	\$1,838,000	(\$5,514,000)	\$ -	\$1,838,000	(\$7,352,000)
ODOT Administered Federal Funds													
5310 Small Urban / Rural (ODOT)	\$ -	\$186,627	\$186,627	\$ -	\$190,147	\$190,147	\$ -	\$ -	\$ -	\$ -	\$ -	\$ -	\$ -
Total	\$ -	\$186,627	\$186,627	\$ -	\$190,147	\$190,147	\$ -	\$ -	\$ -	\$ -	\$ -	\$ -	\$ -
Other Funds													
State	\$ -	\$400,000	\$400,000	\$ -	\$400,000	\$400,000	\$ -	\$400,000	\$400,000	\$ -	\$400,000	\$400,000	\$ -
Local	\$ -	\$541,157	\$541,157	\$ -	\$542,037	\$542,037	\$ -	\$542,037	\$542,037	\$ -	\$542,037	\$542,037	\$ -
Total	\$ -	\$941,157	\$941,157	\$ -	\$942,037	\$942,037	\$ -	\$942,037	\$942,037	\$ -	\$942,037	\$942,037	\$ -
Grand Total	\$ -	\$1,127,784	\$2,965,784	(\$1,838,000)	\$1,132,184	\$2,970,184	(\$3,676,000)	\$942,037	\$2,780,037	(\$5,514,000)	\$942,037	\$2,780,037	(\$7,352,000)

2026-2029 Transit STIP Group Budget

STIP Year	2026	2027	2028	2029	Total
STIP Fund Type	Budget	Budget	Budget	Budget	Budget
5310 Small Urban / Rural (ODOT)	\$186,627	\$190,147	\$ -	\$ -	\$376,774
Local	\$46,657	\$47,537	\$47,537	\$47,537	\$189,267
Total	\$233,284	\$237,684	\$47,537	\$47,537	\$566,041

Chapter 10

Approval Resolution

Signed Resolution will be attached when approved



RESOLUTION 23-XX

OF THE COORDINATING COMMITTEE OF THE CONTINUING COMPREHENSIVE
LAND-USE AND TRANSPORTATION PROGRAM FOR RICHLAND COUNTY, OHIO

A RESOLUTION ADOPTING THE TRANSPORTATION IMPROVEMENT PROGRAM FY2024 – FY2027

WHEREAS, the Coordinating Committee of the Continuing Comprehensive Land-Use and Transportation Program of the Richland County Regional Planning Commission who is designated as the Metropolitan Planning Organization (MPO) for the Mansfield urbanized area by the Governor acting through the Ohio Department of Transportation (ODOT) in cooperation with locally elected officials of Richland County; and

WHEREAS, the MPO, pursuant to 23 USC 134/49 USC 5303(j)(1)(d) and 23 USC 135/49 5304(g)(1) developed the Long Range Transportation Plan and approved it June 24th 2020; and

WHEREAS, the MPO, has prepared and reviewed a Transportation Improvement Program for fiscal years 2024 – 2027 and found the projects consistent with the approved Long Range Transportation Plan for Richland County.

NOW, THEREFORE, BE IT RESOLVED THAT, the Coordinating Committee of the Continuing Comprehensive Land Use and Transportation Program for Richland County:

Adopts the Transportation Improvement Program for fiscal years 2024 – 2027 and recommends incorporating these improvements into local government improvement programs.

Certification:

The foregoing resolution was approved by the Coordinating Committee of the Continuing Comprehensive Land-Use and Transportation Program of the Richland County Regional Planning Commission at its regular meeting held on May 24, 2023.

By:

Attest:

Deanna West-Caplan
President

Date

Sherry
Executive Director/Secretary

Date

Appendices

Appendix A Call for Project

Appendix B Long Range Transportation Plan

https://www.rcrpc.org/_files/ugd/bbcc36_a83f0e590fe34673a0defdf70fbea9e8.pdf

Appendix C Title VI/ADA Policy

https://www.rcrpc.org/_files/ugd/bbcc36_a83f0e590fe34673a0defdf70fbea9e8.pdf

Appendix D Public Participation Plan Document

https://www.rcrpc.org/_files/ugd/cb36a2_f33a45202238434b9a51ea12f56218d9.pdf

Appendix E Public Involvement Summary

Appendix A Call for Project

Call for Projects 2025-2050 Long Range Transportation Plan Update



Short-term/TIP 2026-2030; Mid-Term 2031-2040 & Long-Term 2041-2050

Submit projects for consideration in the 2025-2050 Long-Range Transportation Plan by 4:00 p.m. on Thursday, September 26, 2024.

Background

As the federally designated Metropolitan Planning Organization (MPO) for Richland County, [Per Federal regulations](#), the MPO Richland County Regional Planning Commission (RCRPC) is responsible for developing and maintaining the region's Long-Range Transportation Plan (LRTP) that guides the transportation decision making and funding decisions for the next 25 years.

A key step in developing and updating the Long-Range Transportation Plan (LRTP) is to identify a list of priority transportation projects for the Richland County Transportation Study Area. The development of this project list is a federal requirement and includes all projects that intend to use federal funding sources or are otherwise considered regionally significant.

This planning process is undertaken by RCRPC transportation staff every five years and includes a 25-year planning horizon, in this case 2025 - 2050. The 2025-2050 LRTP is scheduled for completion and approval by the Commission in early 2025.

Call for Projects

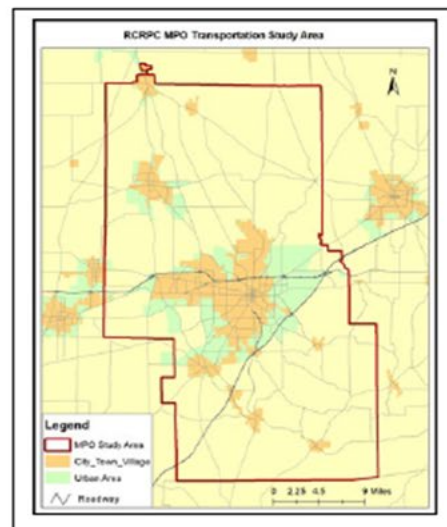
Jurisdictions and transportation agencies are eligible to nominate transportation projects for consideration in the LRTP. Projects must be located within the RCRPC Transportation Planning Study Area. Please see the map at right for the boundary of the MPO Transportation Study Area.

Eligible project types include construction of new roadways, improvements to existing roadways, transit projects, bicycle and pedestrian facilities, and other transportation improvements as allowed by federal law and regulations. Any roadway projects are required to have a current or future functional classification as a Federal Aid Urban (FAU) route: Minor Collector and above. Current roadway classifications can be found on ODOT's interactive map: [Roadway Functional Classification Map](#)

Funds will not be distributed as a result of this solicitation. However, there are several reasons to nominate projects for the LRTP:

1. Identifying regional transportation priorities will direct the investment of federal funds.
2. Being listed in the LRTP will help communicate information to the public about projects planned for our region.
3. For federal transportation funding programs, only projects included in the LRTP are eligible for funds.
4. For some federal funding programs, projects receive extra consideration if they are included in the LRTP.

Submission Instructions



To learn more about the LRTP 2050 Call for Projects and to access the application, please visit the website: <https://www.rcrpc.org/get-involved>. Please download and save the application to your computer and fill out a separate form for each project. Applications will be accepted digitally (preferred method) or mailed. Completed forms can be emailed to Philip Roth proth@structurepoint.com and carbon copy (CC) to Pong Wu pwu@rcrpc.org

The deadline to submit project nominations is Thursday, September 26, 2024 by 4:00 p.m.

Eligible Projects

This Call for Projects is for transportation projects including roads and highways, bridges, non-motorized, and transit. The attached links in the last are provided as guidance regarding eligible activities for various federal and state funding programs including the discretionary funding programs.

Questions

For more information and project updates, please visit: www.rcrpc.org/regional-transportation-plan or contact the project team to answer questions concerning the project/program eligibility and application submittal.

PHILIP ROTH
Project Manager
American Structurepoint, Inc./ASI
OFFICE: 317.547.5580
EMAIL: proth@structurepoint.com

PONG WU
RCRPC Transportation
Technical Director
OFFICE: 419.774.6200
EMAIL: pwu@rcrpc.org

If you have questions about the estimated project cost in the attached Unit Cost spreadsheets, please contact Philip Roth, ASI staff may help in generate planning level cost estimates for budgetary purposes. Note that a spreadsheet is available for assisting in the generation of planning level cost estimates.

Guidance

Surface Transportation Black Grant (STBG or STU)
<https://www.fhwa.dot.gov/bipartisan-infrastructure-law/stbg.cfm>
Transportation Alternative Set-Aside Program (TA or TAP)
<https://www.fhwa.dot.gov/bipartisan-infrastructure-law/ta.cfm>

Carbon Reduction Program (CRP)
https://www.fhwa.dot.gov/bipartisan-infrastructure-law/crp_fact_sheet.cfm

Promoting Resilient Operations for Transformative, Efficient, and Cost-Savings Transportation (PROTECT)
<https://www.fhwa.dot.gov/bipartisan-infrastructure-law/promote.cfm>

Safe Streets and Roads for All (SS4A)
https://www.fhwa.dot.gov/bipartisan-infrastructure-law/ss4a_fact_sheet.cfm

Urbanized Area Formula Grants Program (Section 5307)
<https://www.transit.dot.gov/funding/grants/fact-sheet-urbanized-area-formula-grants-program>

Capital Investment Grants Program (Section 5309)
<https://www.transit.dot.gov/funding/grants/fact-sheet-capital-investment-grants-program>



RCRPC LRTP Project (2025-2050) and TIP Project (2026-2030) Application Form (TIP/Short-Term2026-2030)



Richland County Regional Planning Commission

Please limit responses to the space provided.

If a question is not applicable to your project, use N/A.

General Information							
Project Name							
New Project? Or Previous TIP 2024-2027? Please pick from drop-down list							
Project Sponsor/Lead Agency							
Other Involved Agencies							
Contact Person and Title							
Address							
Phone				Email			
Primary project mode Please pick from drop-down list							
Secondary project mode Please pick from drop-down list							
Project Limits/ Beginning and End of Project							
Does the project add one or more travel lanes, turn lanes or axillary lanes on a facility classified as minor collector or higher on the FHWA functional classification system?							
A. New/Reconstructed /Widening Roadway Project Length (Miles)		# of Lanes in each direction		New Lane With, ft		Median	
Curb and Gutter / Shoulder		Widewalk or Trail				Sidewalk or Trail Width	
B. Intersection Improvement / Number of right or left turn lane to be added:		# of New traffic signal		# of modified traffic signal			
# of New Single Lane Roundabout				# of New multilane Roundabout			
C. New or Widened Bridge (ft)		Please pick from drop-down list		Total length (ft) of new adding			
ROW Available (Yes or No)							
Total Acres of New Right of Way Required (Include value of land and improvements, relocations, and acquisition services)							
Were there any previous State or federal funds received for this project? (Yes or No)							
Project Priority - If submitting more than one project proposal, designate the priority of each proposal relative to the other(s) (Highest Priority = 1)							
Explain the Project's Readiness: (Max 20-point)							
The project requires additional planning and/or a feasibility study. (2.5-point)							
The project is planned, but requires design, engineering, and construction. (5-point)							
The project has been through preliminary design, but requires final design, engineering, and construction. (7.5-point)							
The project is fully designed, but requires engineering and construction. (10-point)							
The project is immediately ready for construction. (20-Point)							
Other (please specify)							
Proposed Project Start Date			Project End Date/ Opening Year				
Functional Classification			Average Daily Traffic				
Speed Limit							
Will the project be ODOT Let or Local Let							

Project Details
1. Project Description and Scope of Work (10 Points)

<p>2. Does the project focus on an existing transportation safety concern? If yes, please provide supporting data. (15 points)</p>
<p>3. Describe complete street elements (Transit accommodations, current and proposed type of bike/ped infrastructure, green infrastructure, etc.) if applicable. (15 points)</p>
<p>4. Describe how the project will enhance transportation system resiliency, sustainability, connectivity, access, air quality and/or mobility. (10 points)</p>
<p>5. Describe how the project links to other relevant plans, studies, or initiatives, such as LRTP plan, zoning, UPWP-funded study, capital improvement program, intermunicipal agreements, etc. (5 points)</p>
<p>6. Identify the level of support from elected officials, municipal decision makers, and community groups. If this project includes pilot studies, please identify the communities that have expressed interest in participating and provide corresponding letters of support. If the primary transportation facility that is the subject of this project's main objectives is owned/operated by another entity, please indicate the level of support from the primary transportation facility owner and/or operator. (10 points)</p>

7. Identify the proposed funding in the form below. Use the attached inflation calculator to calculate your project into the appropriate state fiscal year dollars. (15-point if local fund > 20%; 10-point if local fund = 20%)

Short-term TIP (2026-2030)	FY	Funding Type	PE	ROW	CON	CE	Total
Short-term TIP (2026-2030)	drop-down	drop-down list					\$0.00
Short-term TIP (2026-2030)	drop-down	drop-down list					\$0.00
Short-term TIP (2026-2030)	drop-down	drop-down list					\$0.00
Short-term TIP (2026-2030)	drop-down	drop-down list					\$0.00
Short-term TIP (2026-2030)	drop-down	drop-down list					\$0.00
Short-term TIP (2026-2030)	drop-down	drop-down list					\$0.00
Short-term TIP (2026-2030)	drop-down	drop-down list					\$0.00
Short-term TIP (2026-2030)	drop-down	drop-down list					\$0.00
Short-term TIP (2026-2030)	drop-down	drop-down list					\$0.00
Short-term TIP (2026-2030)	drop-down	drop-down list					\$0.00
Short-term TIP (2026-2030)	drop-down	drop-down list					\$0.00
Short-term TIP (2026-2030)	drop-down	drop-down list					\$0.00
Short-term TIP (2026-2030)	drop-down	drop-down list					\$0.00
Short-term TIP (2026-2030)	drop-down	drop-down list					\$0.00
Short-term TIP (2026-2030)	drop-down	drop-down list					\$0.00
Short-term TIP (2026-2030)	drop-down	drop-down list					\$0.00
Short-term TIP (2026-2030)	drop-down	drop-down list					\$0.00
Short-term TIP (2026-2030)	drop-down	drop-down list					\$0.00
Short-term TIP (2026-2030)	drop-down	drop-down list					\$0.00
Short-term TIP (2026-2030)	drop-down	drop-down list					\$0.00
Short-term TIP (2026-2030)	drop-down	drop-down list					\$0.00
Short-term TIP (2026-2030)	drop-down	drop-down list					\$0.00
Short-term TIP (2026-2030)	drop-down	drop-down list					\$0.00
Grand Total			\$0.00	\$0.00	\$0.00	\$0.00	\$0.00
		Federal Funds/MPO Total (Max. 80%)					
		Local Match (Min 20%)					
		Project Total Cost					
Proposed Funding Information / Funding History in Previous TIP 2024-2027							
Short-term TIP (2026-2030)	drop-down	drop-down list					\$0.00
Short-term TIP (2026-2030)	drop-down	drop-down list					\$0.00
Short-term TIP (2026-2030)	drop-down	drop-down list					\$0.00
Short-term TIP (2026-2030)	drop-down	drop-down list					\$0.00
Short-term TIP (2026-2030)	drop-down	drop-down list					\$0.00
Short-term TIP (2026-2030)	drop-down	drop-down list					\$0.00
Short-term TIP (2026-2030)	drop-down	drop-down list					\$0.00
Grand Total			\$0.00	\$0.00	\$0.00	\$0.00	\$0.00
							\$0.00
Project Checklist							
Is there an included map of the project?							
Is there any additional documentation attached? (Photos, infographics, studies, etc.)							